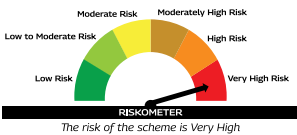
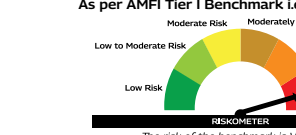

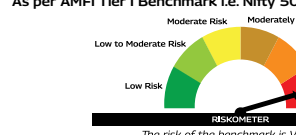

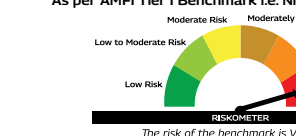







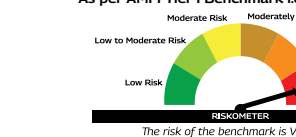

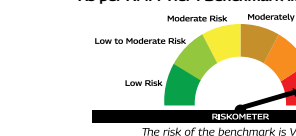
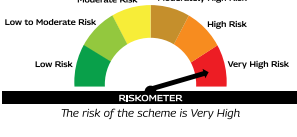



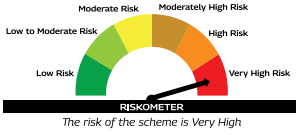
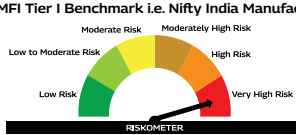
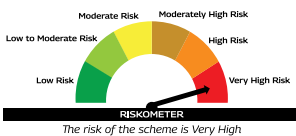




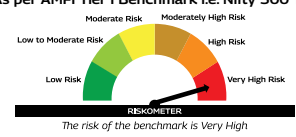

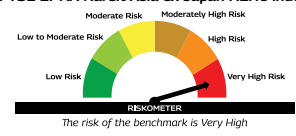
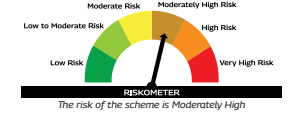
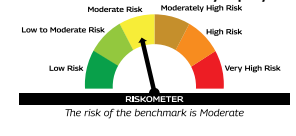

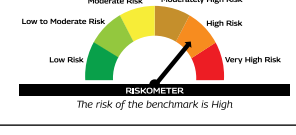




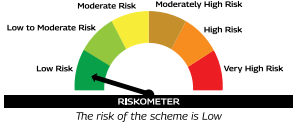
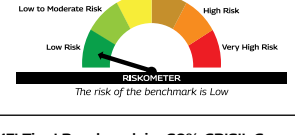
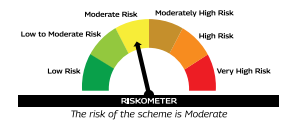
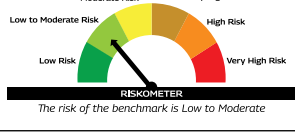

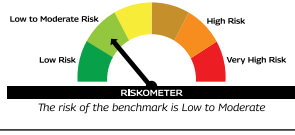
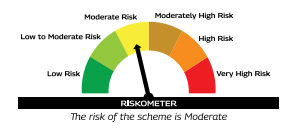
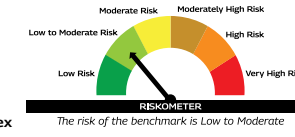
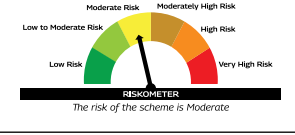
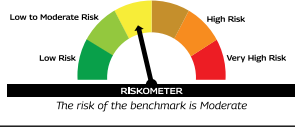

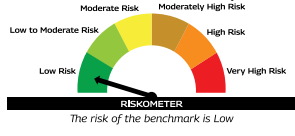






Scheme Name and Type	Product Suitability	Scheme Riskmeters	Benchmark Riskmeters
	<p><b>This Product is Suitable for investors who are seeking*</b></p>		
<p><b>Mahindra Manulife ELSS Tax Saver Fund</b> (An open ended equity linked savings scheme with a statutory lock in of 3 years and tax benefit)</p>	<ul style="list-style-type: none"> <li>● Long term capital appreciation</li> <li>● Investment predominantly in equity and equity related securities.</li> </ul>	 <p>The risk of the scheme is Very High</p>	<p>As per AMFI Tier I Benchmark i.e. Nifty 500 TRI</p>  <p>The risk of the benchmark is Very High</p>
<p><b>Mahindra Manulife Multi Cap Fund</b> (Multi Cap Fund - An open-ended equity scheme investing across large cap, mid cap, small cap stocks)</p>	<ul style="list-style-type: none"> <li>● Medium to Long term capital appreciation.</li> <li>● Investment predominantly in equity and equity related securities including derivatives.</li> </ul>	 <p>The risk of the scheme is Very High</p>	<p>As per AMFI Tier I Benchmark i.e. Nifty 500 Multicap 50:25:25 TRI</p>  <p>The risk of the benchmark is Very High</p>
<p><b>Mahindra Manulife Mid Cap Fund</b> (Mid Cap Fund - An open ended equity scheme predominantly investing in mid cap stocks)</p>	<ul style="list-style-type: none"> <li>● Long term capital appreciation</li> <li>● Investment predominantly in equity and equity related securities including derivatives of mid cap companies.</li> </ul>	 <p>The risk of the scheme is Very High</p>	<p>As per AMFI Tier I Benchmark i.e. Nifty Midcap 150 TRI</p>  <p>The risk of the benchmark is Very High</p>
<p><b>Mahindra Manulife Consumption Fund</b> (An open ended equity scheme following Consumption theme)</p>	<ul style="list-style-type: none"> <li>● Long term capital appreciation</li> <li>● Investment predominantly in equity and equity related securities including derivatives of entities engaged in and/ or expected to benefit from the consumption led demand in India.</li> </ul>	 <p>The risk of the scheme is Very High</p>	<p>As per AMFI Tier I Benchmark i.e. Nifty India Consumption TRI</p>  <p>The risk of the benchmark is Very High</p>
<p><b>Mahindra Manulife Large Cap Fund</b> (Large Cap Fund - An open ended equity scheme predominantly investing in large cap stocks)</p>	<ul style="list-style-type: none"> <li>● Long term capital appreciation</li> <li>● Investment predominantly in equity and equity related securities including derivatives of large cap companies.</li> </ul>	 <p>The risk of the scheme is Very High</p>	<p>As per AMFI Tier I Benchmark i.e. Nifty 100 TRI</p>  <p>The risk of the benchmark is Very High</p>
<p><b>Mahindra Manulife Large &amp; Mid Cap Fund</b> (Large &amp; Mid Cap Fund- An open ended equity scheme investing in both Large cap and Mid cap stocks)</p>	<ul style="list-style-type: none"> <li>● Long term wealth creation and income</li> <li>● Investment predominantly in equity and equity related securities of large and mid cap companies</li> </ul>	 <p>The risk of the scheme is Very High</p>	<p>As per AMFI Tier I Benchmark i.e. Nifty Large Midcap 250 TRI</p>  <p>The risk of the benchmark is Very High</p>
<p><b>Mahindra Manulife Focused Fund</b> (An open ended equity scheme investing in maximum 30 stocks across market caps (i.e Multi Cap))</p>	<ul style="list-style-type: none"> <li>● Long term capital appreciation</li> <li>● Investment in equity and equity related instruments in concentrated portfolio of maximum 30 stocks across market capitalization</li> </ul>	 <p>The risk of the scheme is Very High</p>	<p>As per AMFI Tier I Benchmark i.e. Nifty 500 TRI</p>  <p>The risk of the benchmark is Very High</p>
<p><b>Mahindra Manulife Flexi Cap Fund</b> (An open ended dynamic equity scheme investing across large cap, mid cap, small cap stocks)</p>	<ul style="list-style-type: none"> <li>● Long term capital appreciation.</li> <li>● Investment in diversified portfolio of equity &amp; equity related instruments across market capitalization</li> </ul>	 <p>The risk of the scheme is Very High</p>	<p>As per AMFI Tier I Benchmark i.e. Nifty 500 TRI</p>  <p>The risk of the benchmark is Very High</p>
<p><b>Mahindra Manulife Small Cap Fund</b> (Small Cap Fund- An open ended equity scheme predominantly investing in small cap stocks)</p>	<ul style="list-style-type: none"> <li>● Long term capital appreciation.</li> <li>● Investment predominantly in equity and equity related securities of small cap companies.</li> </ul>	 <p>The risk of the scheme is Very High</p>	<p>As per AMFI Tier I Benchmark i.e. BSE 250 Small Cap TRI</p>  <p>The risk of the benchmark is Very High</p>

\*Investors should consult their financial advisers if in doubt about whether the product is suitable for them.

Scheme Name and Type	Product Suitability	Scheme Riskometers	Benchmark Riskometers
	<p><b>This Product is Suitable for investors who are seeking*</b></p>		
<p><b>Mahindra Manulife Business Cycle Fund</b> (An open ended equity scheme following business cycles based investing theme)</p>	<ul style="list-style-type: none"> <li>● Long term capital appreciation.</li> <li>● Investment predominantly in equity and equity related instruments of business cycle based theme.</li> </ul>		<p><b>As per AMFI Tier I Benchmark i.e. NIFTY 500 TRI</b></p> 
<p><b>Mahindra Manulife Manufacturing Fund</b> (An open-ended equity scheme following manufacturing theme)</p>	<ul style="list-style-type: none"> <li>● Long term capital appreciation.</li> <li>● Investment in equity and equity-related securities of companies engaged in manufacturing theme.</li> </ul>		<p><b>As per AMFI Tier I Benchmark i.e. Nifty India Manufacturing TRI</b></p> 
<p><b>Mahindra Manulife Value Fund</b> (An open-ended equity scheme following a value investment strategy)</p>	<ul style="list-style-type: none"> <li>● Capital appreciation over long term</li> <li>● Investment predominantly in a portfolio of equity and equity related securities by following a value investment strategy.</li> </ul>		<p><b>As per AMFI Tier I Benchmark i.e. Nifty 500 TRI</b></p> 
<p><b>Mahindra Manulife Banking &amp; Financial Services Fund</b> (An open-ended equity scheme investing in banking &amp; financial services sector)</p>	<ul style="list-style-type: none"> <li>● Long term capital appreciation</li> <li>● Investment predominantly in a portfolio of equity and equity related securities of companies engaged in banking and financial services activities</li> </ul>		<p><b>As per AMFI Tier 1 Benchmark i.e. Nifty Financial Services TRI</b></p> 
<p><b>Mahindra Manulife Innovation Opportunities Fund</b> (An open-ended equity scheme following the innovation theme)</p>	<ul style="list-style-type: none"> <li>● Capital appreciation over long term</li> <li>● Investment predominantly in equity and equity related securities of companies following innovation theme.</li> </ul>		<p><b>As per AMFI Tier I Benchmark i.e. Nifty 500 TRI</b></p> 
<p><b>Mahindra Manulife Asia Pacific REITs FOF</b> (An open ended fund of fund scheme investing in Manulife Global Fund - Asia Pacific REIT Fund)</p>	<ul style="list-style-type: none"> <li>● Capital appreciation over long term</li> <li>● Investments in units of Manulife Global Fund - Asia Pacific REIT Fund</li> </ul>		<p><b>FTSE EPRA Nareit Asia ex Japan REITs Index</b></p> 
<p><b>Mahindra Manulife Equity Savings Fund</b> (An open ended scheme investing in equity, arbitrage and debt)</p>	<ul style="list-style-type: none"> <li>● Long term capital appreciation and generation of income</li> <li>● Investment in equity and equity related instruments, arbitrage opportunities and debt and money market instruments.</li> </ul>		<p><b>As per AMFI Tier I Benchmark i.e. Nifty Equity Savings TRI</b></p> 
<p><b>Mahindra Manulife Aggressive Hybrid Fund</b> (An open ended hybrid scheme investing predominantly in equity and equity related instruments)</p>	<ul style="list-style-type: none"> <li>● Long term capital appreciation and generation of income;</li> <li>● Investment in equity and equity related instruments and debt and money market instruments</li> </ul>		<p><b>As per AMFI Tier I Benchmark i.e. CRISIL Hybrid 35+65 Aggressive Index</b></p> 
<p><b>Mahindra Manulife Balanced Advantage Fund</b> (An open ended dynamic asset allocation fund)</p>	<ul style="list-style-type: none"> <li>● Capital Appreciation while generating income over medium to long term;</li> <li>● Investments in a dynamically managed portfolio of equity and equity related instruments and debt and money market instruments.</li> </ul>		<p><b>As per AMFI Tier I Benchmark i.e. Nifty 50 Hybrid Composite Debt 50: 50 Index TRI</b></p> 

\*Investors should consult their financial advisers if in doubt about whether the product is suitable for them.

Scheme Name and Type	Product Suitability	Scheme Riskometers	Benchmark Riskometers
	<p><b>This Product is Suitable for investors who are seeking*</b></p>		
<p><b>Mahindra Manulife Multi Asset Allocation Fund</b> (An open ended scheme investing in Equity, Debt, Gold/Silver Exchange Traded Funds (ETFs) and Exchange Traded Commodity Derivatives)</p>	<ul style="list-style-type: none"> <li>● Capital Appreciation while generating income over long term.</li> <li>● Investments across equity and equity related instruments, debt and money market instruments, units of Gold/Silver Exchange Traded Funds (ETFs) and Exchange Traded Commodity Derivatives.</li> </ul>	 <p>The risk of the scheme is Very High</p>	<p>As per AMFI Tier I Benchmark i.e. 45% NIFTY 500 TRI + 40% CRISIL Composite Bond Index + 10% Domestic Price of Physical Gold + 5% Domestic Price of Silver</p>  <p>The risk of the benchmark is High</p>
<p><b>Mahindra Manulife Arbitrage Fund</b> (An open ended scheme investing in arbitrage opportunities)</p>	<ul style="list-style-type: none"> <li>● Income over short term.</li> <li>● Income through arbitrage opportunities between cash and derivative market and arbitrage opportunities within the derivative segment.</li> </ul>	 <p>The risk of the scheme is Low</p>	<p>As per AMFI Tier I Benchmark i.e. Nifty 50 Arbitrage TRI</p>  <p>The risk of the benchmark is Low</p>
<p><b>Mahindra Manulife Income Plus Arbitrage Active FOF</b> (An open-ended fund of fund scheme predominantly investing in units of actively managed debt oriented and arbitrage mutual fund schemes)</p>	<ul style="list-style-type: none"> <li>● Capital appreciation over long term.</li> <li>● Investment in actively managed debt-oriented and arbitrage mutual fund schemes</li> </ul>	 <p>The risk of the scheme is Moderate</p>	<p>As per AMFI Tier I Benchmark i.e. 60% CRISIL Composite Bond Index + 40% Nifty 50 Arbitrage</p>  <p>The risk of the benchmark is Low to Moderate</p>
<p><b>Mahindra Manulife Liquid Fund</b> (An open ended liquid scheme. A relatively low interest rate risk and moderate credit risk)</p>	<ul style="list-style-type: none"> <li>● Regular income over short term</li> <li>● Investment in money market and debt instruments</li> </ul>	 <p>The risk of the scheme is Moderate</p>	<p>As per AMFI Tier I Benchmark i.e. CRISIL Liquid Debt A-I Index</p>  <p>The risk of the benchmark is Low to Moderate</p>
<p><b>Mahindra Manulife Low Duration Fund</b> (An open ended low duration debt scheme investing in instruments such that the Macaulay duration of the Portfolio is between 6 months and 12 months (please refer to page no. 19 of SID). A relatively low interest rate risk and moderate credit risk)</p>	<ul style="list-style-type: none"> <li>● Regular Income over short term.</li> <li>● Investment in debt and money market instruments.</li> </ul>	 <p>The risk of the scheme is Moderate</p>	<p>As per AMFI Tier I Benchmark i.e. CRISIL Low Duration Debt A-I Index</p>  <p>The risk of the benchmark is Low to Moderate</p>
<p><b>Mahindra Manulife Dynamic Bond Fund</b> (An open ended dynamic debt scheme investing across duration. A relatively high interest rate risk and moderate credit risk)</p>	<ul style="list-style-type: none"> <li>● To generate regular returns and capital appreciation through active management of portfolio.</li> <li>● Investments in debt &amp; money market instruments across duration.</li> </ul>	 <p>The risk of the scheme is Moderate</p>	<p>As per AMFI Tier I Benchmark i.e. CRISIL Dynamic Bond A-III Index</p>  <p>The risk of the benchmark is Moderate</p>
<p><b>Mahindra Manulife Overnight Fund</b> (An open ended debt scheme investing in overnight securities. A relatively low interest rate risk and relatively low credit risk)</p>	<ul style="list-style-type: none"> <li>● To generate reasonable returns with high levels of safety and convenience of liquidity over short term</li> <li>● To invest in debt and money market instruments having maturity of upto 1 business day</li> </ul>	 <p>The risk of the scheme is Low</p>	<p>As per AMFI Tier I Benchmark i.e. CRISIL Liquid Overnight Index</p>  <p>The risk of the benchmark is Low</p>
<p><b>Mahindra Manulife Ultra Short Duration Fund</b> (An open ended ultra-short term debt scheme investing in instruments such that the Macaulay duration of the portfolio is between 3 to 6 months (please refer to page no. 17 of SID). A relatively low interest rate risk and moderate credit risk)</p>	<ul style="list-style-type: none"> <li>● Regular Income over short term.</li> <li>● Investment in a portfolio of short term debt and money market instruments.</li> </ul>	 <p>The risk of the benchmark is Low to Moderate</p>	<p>As per AMFI Tier I Benchmark i.e. CRISIL Ultra Short Duration Debt A-I Index</p>  <p>The risk of the benchmark is Low to Moderate</p>
<p><b>Mahindra Manulife Short Duration Fund</b> (An open ended short term debt scheme investing in instruments such that the Macaulay duration of the portfolio is between 1 year and 3 years (please refer to page no. 20 of SID). A moderate interest rate risk and moderate credit risk)</p>	<ul style="list-style-type: none"> <li>● Income over short to medium term.</li> <li>● Investment in debt and money market instruments.</li> </ul>	 <p>The risk of the scheme is Moderate</p>	<p>As per AMFI Tier I Benchmark i.e. CRISIL Short Duration Debt A-II Index</p>  <p>The risk of the benchmark is Low to Moderate</p>

\*Investors should consult their financial advisers if in doubt about whether the product is suitable for them.

## Fund Performance as on April 30, 2026

Mahindra Manulife ELSS Tax Saver Fund Managed by Ms. Fatema Pacha & Mr. Neelesh Dhamnaskar	CAGR Returns (%)				Value of Investment of ₹ 10,000*				NAV / Index Value (as on April 30, 2026)
	1 Year	3 Years	5 Years	Since Inception	1 Year (₹)	3 Years (₹)	5 Years (₹)	Since Inception	
Regular Plan - Growth Option	-0.70	11.90	12.57	11.00	9,930	14,023	18,084	27,063	27.0626
Direct Plan - Growth Option	0.83	13.66	14.41	13.02	10,083	14,698	19,612	32,123	32.1230
Nifty 500 TRI <sup>A</sup>	3.96	15.28	14.03	13.49	10,396	15,339	19,289	33,435	36,266.61
Nifty 50 TRI <sup>AA</sup>	-0.28	11.18	11.69	12.58	9,972	13,753	17,382	30,950	36,174.80

<sup>A</sup>Benchmark <sup>AA</sup>Additional Benchmark. CAGR - Compounded Annual Growth Rate. Inception/Allotment date: 18-Oct-16. **Past performance may or may not be sustained in future and should not be used as a basis of comparison with other investments.** Since inception returns of the scheme is calculated on face value of Rs. 10 invested at inception. The performance details provided above are of Growth Option under Regular and Direct Plan. Different Plans ie Regular Plan and Direct Plan under the scheme has different expense structure. Ms. Fatema Pacha is managing this scheme since October 16, 2020. Mr. Neelesh Dhamnaskar is managing this scheme since February 16, 2026.  
\*Based on standard investment of Rs. 10,000 made at the beginning of the relevant period.

Mahindra Manulife Multi Cap Fund Managed by Mr. Vishal Jajoo & Ms. Fatema Pacha	CAGR Returns (%)				Value of Investment of ₹ 10,000*				NAV / Index Value (as on April 30, 2026)
	1 Year	3 Years	5 Years	Since Inception	1 Year (₹)	3 Years (₹)	5 Years (₹)	Since Inception	
Regular Plan - Growth Option	10.06	20.36	17.84	15.36	11,006	17,460	22,729	36,051	36.0510
Direct Plan - Growth Option	11.57	22.10	19.72	17.43	11,157	18,234	24,607	42,280	42.2803
Nifty 500 Multicap 50:25:25 TRI <sup>A</sup>	5.95	17.82	16.01	13.62	10,595	16,379	21,019	31,451	20,783.83
Nifty 50 TRI <sup>AA</sup>	-0.28	11.18	11.69	12.33	9,972	13,753	17,382	28,386	36,174.80

<sup>A</sup>Benchmark <sup>AA</sup>Additional Benchmark. CAGR - Compounded Annual Growth Rate. Inception/Allotment date: 11-May-17. **Past performance may or may not be sustained in future and should not be used as a basis of comparison with other investments.** Since inception returns of the scheme is calculated on face value of Rs. 10 invested at inception. The performance details provided above are of Growth Option under Regular and Direct Plan. Different Plans ie Regular Plan and Direct Plan under the scheme has different expense structure. Mr. Vishal Jajoo is managing this scheme since November 3, 2025. Ms. Fatema Pacha is managing this scheme since October 16, 2020. \*Based on standard investment of Rs. 10,000 made at the beginning of the relevant period.

Mahindra Manulife Mid Cap Fund Managed by Ms. Kirti Dalvi, Mr. Neelesh Dhamnaskar & Mr. Krishna Sanghavi	CAGR Returns (%)				Value of Investment of ₹ 10,000*				NAV / Index Value (as on April 30, 2026)
	1 Year	3 Years	5 Years	Since Inception	1 Year (₹)	3 Years (₹)	5 Years (₹)	Since Inception	
Regular Plan - Growth Option	12.03	24.21	20.10	16.26	11,203	19,196	24,995	34,665	34.6649
Direct Plan - Growth Option	13.59	26.01	21.96	18.17	11,359	20,048	27,002	39,656	39.6555
Nifty Midcap 150 TRI <sup>A</sup>	11.40	23.25	20.06	15.40	11,140	18,756	24,959	32,606	28,029.72
Nifty 50 TRI <sup>AA</sup>	-0.28	11.18	11.69	11.17	9,972	13,753	17,382	23,964	36,174.80

<sup>A</sup>Benchmark <sup>AA</sup>Additional Benchmark. CAGR - Compounded Annual Growth Rate. Inception/Allotment date: 30-Jan-18. **Past performance may or may not be sustained in future and should not be used as a basis of comparison with other investments.** Since inception returns of the scheme is calculated on face value of Rs. 10 invested at inception. The performance details provided above are of Growth Option under Regular and Direct Plan. Different Plans ie Regular Plan and Direct Plan under the scheme has different expense structure. \*Based on standard investment of Rs. 10,000 made at the beginning of the relevant period. Mr. Krishna Sanghavi is managing this scheme since October 24, 2024. Ms. Kirti Dalvi is managing this scheme since December 03, 2024 and Mr. Neelesh Dhamnaskar is managing this scheme since February 16, 2026.

Mahindra Manulife Consumption Fund Managed by Mr. Navin Matta & Ms. Fatema Pacha	CAGR Returns (%)				Value of Investment of ₹ 10,000*				NAV / Index Value (as on April 30, 2026)
	1 Year	3 Years	5 Years	Since Inception	1 Year (₹)	3 Years (₹)	5 Years (₹)	Since Inception	
Regular Plan - Growth Option	-1.68	12.58	12.26	10.60	9,832	14,282	17,834	21,221	21.2205
Direct Plan - Growth Option	0.01	14.49	14.14	12.51	10,001	15,024	19,379	24,104	24.1042
Nifty India Consumption TRI <sup>A</sup>	1.78	16.00	15.52	13.78	10,178	15,629	20,584	26,209	14,454.19
Nifty 50 TRI <sup>AA</sup>	-0.28	11.18	11.69	12.87	9,972	13,753	17,382	24,689	36,174.80

<sup>A</sup>Benchmark <sup>AA</sup>Additional Benchmark. CAGR - Compounded Annual Growth Rate. Inception/Allotment date: 13-Nov-18. **Past performance may or may not be sustained in future and should not be used as a basis of comparison with other investments.** Since inception returns of the scheme is calculated on face value of Rs. 10 invested at inception. The performance details provided above are of Growth Option under Regular and Direct Plan. Different Plans ie Regular Plan and Direct Plan under the scheme has different expense structure. \*Based on standard investment of Rs. 10,000 made at the beginning of the relevant period. Mr. Navin Matta is managing this scheme since October 24, 2024. Ms. Fatema Pacha is managing this scheme since December 21, 2020.

Mahindra Manulife Large Cap Fund Managed by Ms. Fatema Pacha & Ms. Kirti Dalvi	CAGR Returns (%)				Value of Investment of ₹ 10,000*				NAV / Index Value (as on April 30, 2026)
	1 Year	3 Years	5 Years	Since Inception	1 Year (₹)	3 Years (₹)	5 Years (₹)	Since Inception	
Regular Plan - Growth Option	-2.84	11.88	10.73	11.61	9,716	14,016	16,653	21,883	21.8830
Direct Plan - Growth Option	-1.23	13.75	12.68	13.63	9,877	14,732	18,170	24,868	24.8682
Nifty 100 TRI <sup>A</sup>	1.32	12.80	12.20	12.55	10,132	14,367	17,787	23,230	34,293.00
BSE Sensex TRI <sup>AA</sup>	-3.05	9.26	10.84	11.68	9,695	13,052	16,734	21,979	1,20,820.97

<sup>A</sup>Benchmark <sup>AA</sup>Additional Benchmark. CAGR - Compounded Annual Growth Rate. Inception/Allotment date: 15-Mar-2019. **Past performance may or may not be sustained in future and should not be used as a basis of comparison with other investments.** Since inception returns of the scheme is calculated on face value of Rs. 10 invested at inception. The performance details provided above are of Growth Option under Regular and Direct Plan. Different Plans ie Regular Plan and Direct Plan under the scheme has different expense structure. Ms. Fatema Pacha is managing this scheme since December 21, 2020. Ms. Kirti Dalvi is managing this scheme since December 2, 2025. \*Based on standard investment of Rs. 10,000 made at the beginning of the relevant period.

## Fund Performance as on April 30, 2026

Mahindra Manulife Large & Mid Cap Fund Managed by Mr. Neelesh Dhamnaskar & Ms. Kirti Dalvi	CAGR Returns (%)				Value of Investment of ₹ 10,000*				NAV / Index Value (as on April 30, 2026)
	1 Year	3 Years	5 Years	Since Inception	1 Year (₹)	3 Years (₹)	5 Years (₹)	Since Inception	
Regular Plan - Growth Option	3.43	15.55	14.61	16.39	10,343	15,447	19,783	26,160	26.1601
Direct Plan - Growth Option	4.95	17.33	16.56	18.40	10,495	16,172	21,522	29,155	29.1550
Nifty Large Midcap 250 TRI <sup>^</sup>	6.29	18.06	16.18	17.83	10,629	16,480	21,179	28,278	21,032.97
Nifty 50 TRI <sup>^^</sup>	-0.28	11.18	11.69	12.45	9,972	13,753	17,382	21,032	36,174.80

<sup>^</sup>Benchmark <sup>^^</sup>Additional Benchmark. CAGR - Compounded Annual Growth Rate. Inception/Allotment date: 30-Dec-19. **Past performance may or may not be sustained in future and should not be used as a basis of comparison with other investments.** Since inception returns of the scheme is calculated on face value of Rs. 10 invested at inception. The performance details provided above are of Growth Option under Regular and Direct Plan. Different Plans i.e Regular Plan and Direct Plan under the scheme has different expense structure. <sup>\*</sup>Based on standard investment of Rs. 10,000 made at the beginning of the relevant period. Ms. Kirti Dalvi is managing this scheme since December 2, 2025 and Mr. Neelesh Dhamnaskar is managing this scheme since February 16, 2026.

Mahindra Manulife Focused Fund Managed by Mr. Krishna Sanghavi & Ms. Fatema Pacha	CAGR Returns (%)				Value of Investment of ₹ 10,000*				NAV / Index Value (as on April 30, 2026)
	1 Year	3 Years	5 Years	Since Inception	1 Year (₹)	3 Years (₹)	5 Years (₹)	Since Inception	
Regular Plan - Growth Option	3.23	17.74	16.82	19.64	10,323	16,345	21,768	26,578	26.5780
Direct Plan - Growth Option	4.86	19.67	18.96	21.86	10,486	17,161	23,833	29,383	29.3830
Nifty 500 TRI <sup>^</sup>	3.96	15.28	14.03	16.25	10,396	15,339	19,289	22,727	36,266.61
Nifty 50 TRI <sup>^^</sup>	-0.28	11.18	11.69	13.36	9,972	13,753	17,382	19,813	36,174.80

<sup>^</sup>Benchmark <sup>^^</sup>Additional Benchmark. CAGR - Compounded Annual Growth Rate. Inception/Allotment date: 17-Nov-20. **Past performance may or may not be sustained in future and should not be used as a basis of comparison with other investments.** Since inception returns of the scheme is calculated on face value of Rs. 10 invested at inception. The performance details provided above are of Growth Option under Regular and Direct Plan. Different Plans i.e Regular Plan and Direct Plan under the scheme has different expense structure. <sup>\*</sup>Based on standard investment of Rs. 10,000 made at the beginning of the relevant period. Ms. Fatema Pacha is managing this scheme since December 21, 2020.

Mahindra Manulife Flexi Cap Fund Managed by Ms. Fatema Pacha & Mr. Neelesh Dhamnaskar	CAGR Returns (%)			Value of Investment of ₹ 10,000*			NAV / Index Value (as on April 30, 2026)
	1 Year	3 Years	Since Inception	1 Year (₹)	3 Years (₹)	Since Inception	
Regular Plan - Growth Option	0.48	13.75	9.89	10,048	14,734	15,558	15.5576
Direct Plan - Growth Option	2.11	15.66	11.88	10,211	15,490	16,927	16.9274
Nifty 500 TRI <sup>^</sup>	3.96	15.28	12.03	10,396	15,339	17,030	36,266.61
Nifty 50 TRI <sup>^^</sup>	-0.28	11.18	9.52	9,972	13,753	15,318	36,174.80

<sup>^</sup>Benchmark <sup>^^</sup>Additional Benchmark. CAGR - Compounded Annual Growth Rate. Inception/Allotment date: 23-Aug-21. **Past performance may or may not be sustained in future and should not be used as a basis of comparison with other investments.** Since inception returns of the scheme is calculated on face value of Rs. 10 invested at inception. The performance details provided above are of Growth Option under Regular and Direct Plan. Different Plans i.e Regular Plan and Direct Plan under the scheme has different expense structure. Mr. Neelesh Dhamnaskar is managing this scheme since February 16, 2026. <sup>\*</sup>Based on standard investment of Rs. 10,000 made at the beginning of the relevant period.

Mahindra Manulife Small Cap Fund Managed by Mr. Vishal Jajoo, Mr. Neelesh Dhamnaskar & Mr. Krishna Sanghavi	CAGR Returns (%)			Value of Investment of ₹ 10,000*			NAV / Index Value (as on April 30, 2026)
	1 Year	3 Years	Since Inception	1 Year (₹)	3 Years (₹)	Since Inception	
Regular Plan - Growth Option	13.69	24.06	22.28	11,369	19,128	19,751	19.7506
Direct Plan - Growth Option	15.29	25.97	24.22	11,529	20,029	20,833	20.8332
BSE 250 Small Cap TRI <sup>^</sup>	8.81	20.13	16.96	10,881	17,361	16,988	8,310.52
Nifty 50 TRI <sup>^^</sup>	-0.28	11.18	9.15	9,972	13,753	13,450	36,174.80

<sup>^</sup>Benchmark <sup>^^</sup>Additional Benchmark. CAGR - Compounded Annual Growth Rate. Inception/Allotment date: 12-Dec-22. **Past performance may or may not be sustained in future and should not be used as a basis of comparison with other investments.** Since inception returns of the scheme is calculated on face value of Rs. 10 invested at inception. The performance details provided above are of Growth Option under Regular and Direct Plan. Different Plans i.e Regular Plan and Direct Plan under the scheme has different expense structure. <sup>\*</sup>Based on standard investment of Rs. 10,000 made at the beginning of the relevant period. Mr. Krishna Sanghavi is managing this scheme since October 24, 2024. Mr. Vishal Jajoo is managing this scheme since December 23, 2024 and Mr. Neelesh Dhamnaskar is managing this scheme since February 16, 2026.

Mahindra Manulife Asia Pacific REIT FoF Managed by Mr. Krishna Sanghavi & Mr. Amit Garg	CAGR Returns (%)			Value of Investment of ₹ 10,000*			NAV / Index Value (as on April 30, 2026)
	1 Year	3 Years	Since Inception	1 Year (₹)	3 Years (₹)	Since Inception	
Regular Plan - Growth Option	27.70	7.00	1.83	12,770	12,259	10,856	10.8559
Direct Plan - Growth Option	28.84	7.99	2.81	12,884	12,600	11,336	11.3364
FTSE EPRA Nareit Asia ex Japan REITs Index <sup>^</sup>	27.22	8.62	5.68	12,722	12,823	12,841	3,40,432.61
Nifty 50 TRI <sup>^^</sup>	-0.28	11.18	7.41	9,972	13,753	13,825	36,174.80

<sup>^</sup>Benchmark <sup>^^</sup>Additional Benchmark. CAGR - Compounded Annual Growth Rate. Inception/Allotment date: 20-Oct-21. **Past performance may or may not be sustained in future and should not be used as a basis of comparison with other investments.** Since inception returns of the scheme is calculated on face value of Rs. 10 invested at inception. The performance details provided above are of Growth Option under Regular and Direct Plan. Different Plans i.e Regular Plan and Direct Plan under the scheme has different expense structure. <sup>\*</sup>Based on standard investment of Rs. 10,000 made at the beginning of the relevant period. Mr. Krishna Sanghavi is managing the scheme since January 01, 2025.

## Fund Performance as on April 30, 2026

Mahindra Manulife Equity Savings Fund <small>Managed by Mr. Renjith Sivaram (Equity), Mr. Navin Matta (Equity) &amp; Mr. Rahul Pal (Debt) &amp; Mr. Kush Sonigara (Debt portion)</small>	CAGR Returns (%)				Value of Investment of ₹ 10,000*				NAV / Index Value (as on April 30, 2026)
	1 Year	3 Years	5 Years	Since Inception	1 Year (₹)	3 Years (₹)	5 Years (₹)	Since Inception	
Regular Plan - Growth Option	5.61	9.80	8.67	8.38	10,561	13,246	15,155	21,038	21.0382
Direct Plan - Growth Option	7.35	11.62	10.55	10.35	10,735	13,919	16,520	24,867	24.8673
Nifty Equity Savings TRI <sup>A</sup>	4.20	8.96	8.42	8.92	10,420	12,945	14,983	22,039	6,410.41
CRISIL 10 Yr Gilt Index <sup>AA</sup>	0.59	6.35	4.78	5.27	10,059	12,035	12,628	16,073	5,142.38

<sup>A</sup>Benchmark <sup>AA</sup>Additional Benchmark. CAGR - Compounded Annual Growth Rate. Inception/Allotment date: 1-Feb-17. **Past performance may or may not be sustained in future and should not be used as a basis of comparison with other investments.** Since inception returns of the scheme is calculated on face value of Rs. 10 invested at inception. The performance details provided above are of Growth Option under Regular and Direct Plan. Different Plans i.e Regular Plan and Direct Plan under the scheme has different expense structure. <sup>B</sup>Based on standard investment of Rs. 10,000 made at the beginning of the relevant period. Mr. Renjith Sivaram is managing this scheme since July 03, 2023. Mr. Navin Matta is managing this scheme since December 2, 2025. Mr. Kush Sonigara is managing this scheme since January 01, 2026.

Mahindra Manulife Aggressive Hybrid Fund <small>Managed by Ms. Fatema Pacha (Equity), Ms. Kirti Dalvi (Equity), Mr. Rahul Pal (Debt) &amp; Mr. Amit Garg (Debt)</small>	CAGR Returns (%)				Value of Investment of ₹ 10,000*				NAV / Index Value (as on April 30, 2026)
	1 Year	3 Years	5 Years	Since Inception	1 Year (₹)	3 Years (₹)	5 Years (₹)	Since Inception	
Regular Plan - Growth Option	1.07	14.70	13.47	15.39	10,107	15,107	18,814	26,418	26.4177
Direct Plan - Growth Option	2.64	16.55	15.47	17.45	10,264	15,854	20,532	29,791	29.7912
CRISIL Hybrid 35+65 Aggressive Index <sup>A</sup>	2.83	11.78	10.89	12.22	10,283	13,978	16,770	21,867	20,711.17
Nifty 50 TRI <sup>AA</sup>	-0.28	11.18	11.69	12.83	9,972	13,753	17,382	22,686	36,174.80

<sup>A</sup>Benchmark <sup>AA</sup>Additional Benchmark. CAGR - Compounded Annual Growth Rate. Inception/Allotment date: 19-Jul-19. **Past performance may or may not be sustained in future and should not be used as a basis of comparison with other investments.** Since inception returns of the scheme is calculated on face value of Rs. 10 invested at inception. The performance details provided above are of Growth Option under Regular and Direct Plan. Different Plans i.e Regular Plan and Direct Plan under the scheme has different expense structure. <sup>B</sup>Based on standard investment of Rs. 10,000 made at the beginning of the relevant period. Ms. Fatema Pacha is managing this scheme since October 16, 2020. Ms. Kirti Dalvi is managing this scheme since December 2, 2025. Mr. Amit Garg is managing the scheme since May 02, 2024.

Mahindra Manulife Balanced Advantage Fund <small>Managed by Mr. Neelesh Dhamnaskar (Equity) &amp; Ms. Fatema Pacha (Equity) &amp; Mr. Rahul Pal (Debt) &amp; Mr. Amit Garg (Debt portion)</small>	CAGR Returns (%)			Value of Investment of ₹ 10,000*			NAV / Index Value (as on April 30, 2026)
	1 Year	3 Years	Since Inception	1 Year (₹)	3 Years (₹)	Since Inception	
Regular Plan - Growth Option	3.06	12.27	8.61	10,306	14,164	14,306	14.3058
Direct Plan - Growth Option	4.77	14.17	10.54	10,477	14,897	15,438	15.4376
Nifty 50 Hybrid Composite Debt 50: 50 Index TRI <sup>A</sup>	0.63	8.78	7.57	10,063	12,881	13,721	16,001.46
Nifty 50 TRI <sup>AA</sup>	-0.28	11.18	9.21	9,972	13,753	14,650	36,174.80

<sup>A</sup>Benchmark <sup>AA</sup>Additional Benchmark. CAGR - Compounded Annual Growth Rate. Inception/Allotment date: 30-Dec-21. **Past performance may or may not be sustained in future and should not be used as a basis of comparison with other investments.** Since inception returns of the scheme is calculated on face value of Rs. 10 invested at inception. The performance details provided above are of Growth Option under Regular and Direct Plan. Different Plans i.e Regular Plan and Direct Plan under the scheme has different expense structure. <sup>B</sup>Based on standard investment of Rs. 10,000 made at the beginning of the relevant period. Mr. Amit Garg is managing the scheme since January 01, 2026 and Mr. Neelesh Dhamnaskar is managing this scheme since February 16, 2026.

Mahindra Manulife Arbitrage Fund <small>Managed by Mr. Mitul Doshi (Equity), Mr. Navin Matta (Equity) &amp; Mr. Rahul Pal (Debt)</small>	CAGR Returns (%)				Value of Investment of ₹ 10,000*				NAV / Index Value (as on April 30, 2026)
	1 Year	3 Years	5 Years	Since Inception	1 Year (₹)	3 Years (₹)	5 Years (₹)	Since Inception	
Regular Plan - Growth Option	5.14	5.69	4.80	4.55	10,514	11,810	12,645	12,877	12.8773
Direct Plan - Growth Option	5.95	6.52	5.66	5.41	10,595	12,093	13,169	13,489	13.4887
Nifty 50 Arbitrage <sup>A</sup>	7.00	7.58	6.42	6.11	10,700	12,457	13,654	14,012	2,667.09
CRISIL 1 Yr T-Bill Index <sup>AA</sup>	4.62	6.51	5.63	5.40	10,462	12,089	13,154	13,488	8,055.22

<sup>A</sup>Benchmark <sup>AA</sup>Additional Benchmark. CAGR - Compounded Annual Growth Rate. Inception/Allotment date: 24-Aug-20. **Past performance may or may not be sustained in future and should not be used as a basis of comparison with other investments.** Since inception returns of the scheme is calculated on face value of Rs. 10 invested at inception. The performance details provided above are of Growth Option under Regular and Direct Plan. Different Plans i.e Regular Plan and Direct Plan under the scheme has different expense structure. <sup>B</sup>Based on standard investment of Rs. 10,000 made at the beginning of the relevant period. Mr. Navin Matta is managing this scheme since October 24, 2024. Mr. Mitul Doshi is managing this scheme since May 02, 2025.

Mahindra Manulife Liquid Fund <small>Managed by Mr. Rahul Pal &amp; Mr. Amit Garg</small>	Simple Annualised Returns (%)			CAGR Returns (%)				Value of Investment of ₹ 10,000*				NAV / Index Value (as on April 30, 2026)
	7 Days	15 Days	30 days	1 Year	3 Years	5 Years	Since Inception	1 Year (₹)	3 Years (₹)	5 Years (₹)	Since Inception	
Regular Plan - Growth Option	3.92	4.44	7.85	6.21	6.91	6.02	6.08	10,621	12,223	13,398	17,854	1,785.6494
Direct Plan - Growth Option	4.03	4.55	7.96	6.33	7.03	6.14	6.20	10,633	12,264	13,473	18,062	1,806.4665
CRISIL Liquid Debt A-I Index <sup>A</sup>	4.30	4.71	7.32	6.10	6.86	6.04	6.02	10,610	12,205	13,412	17,764	4,541.37
CRISIL 1 Yr T-Bill Index <sup>AA</sup>	-0.12	1.79	3.90	4.62	6.51	5.63	6.02	10,462	12,085	13,154	17,754	8,055.22

<sup>A</sup>Benchmark <sup>AA</sup>Additional Benchmark. CAGR - Compounded Annual Growth Rate. Inception/Allotment date: 04-Jul-16. **Past performance may or may not be sustained in future and should not be used as a basis of comparison with other investments.** Since inception returns of the scheme is calculated on face value of Rs. 1,000 invested at inception. The performance details provided above are of Growth Option under Regular and Direct Plan. Different Plans i.e Regular Plan and Direct Plan under the scheme has different expense structure. <sup>B</sup>Based on standard investment of Rs. 10,000 made at the beginning of the relevant period. Mr. Amit Garg is managing the scheme since June 8, 2020.

## Fund Performance as on April 30, 2026

Mahindra Manulife Low Duration Fund Managed by Mr. Rahul Pal & Mr. Amit Garg	CAGR Returns (%)				Value of Investment of ₹ 10,000*				NAV / Index Value (as on April 30, 2026)
	1 Year	3 Years	5 Years	Since Inception	1 Year (₹)	3 Years (₹)	5 Years (₹)	Since Inception	
Regular Plan - Growth Option	5.69	6.67	5.62	6.00	10,569	12,145	13,148	17,097	1,709.7448
Direct Plan - Growth Option	6.52	7.51	6.46	6.88	10,652	12,433	13,676	18,459	1,845.8716
CRISIL Low Duration Debt A-I Index <sup>^</sup>	6.09	7.14	6.21	6.64	10,609	12,304	13,516	18,076	8,415.33
CRISIL 1 Yr T-Bill Index <sup>^^</sup>	4.62	6.51	5.63	5.95	10,462	12,089	13,154	17,022	8,055.22

<sup>^</sup>Benchmark <sup>^^</sup>Additional Benchmark. CAGR - Compounded Annual Growth Rate. Inception/Allotment date: 15-Feb-17. Past performance may or may not be sustained in future and should not be used as a basis of comparison with other investments. Since inception returns of the scheme is calculated on face value of Rs. 1,000 invested at inception. The performance details provided above are of Growth Option under Regular and Direct Plan. Different Plans i.e Regular Plan and Direct Plan under the scheme has different expense structure. \*Based on standard investment of Rs. 10,000 made at the beginning of the relevant period. Mr. Amit Garg is managing the scheme since January 01, 2026.

Mahindra Manulife Dynamic Bond Fund Managed by Mr. Rahul Pal & Mr. Kush Sonigara	CAGR Returns (%)				Value of Investment of ₹ 10,000*				NAV / Index Value (as on April 30, 2026)
	1 Year	3 Years	5 Years	Since Inception	1 Year (₹)	3 Years (₹)	5 Years (₹)	Since Inception	
Regular Plan - Growth Option	2.27	6.01	4.62	5.05	10,227	11,918	12,537	14,612	14.6118
Direct Plan - Growth Option	3.48	7.25	5.82	6.24	10,348	12,345	13,270	15,933	15.9333
CRISIL Dynamic Bond A-III Index <sup>^</sup>	2.02	6.38	5.55	7.30	10,202	12,046	13,104	17,203	5,959.03
CRISIL 10 Yr Gilt Index <sup>^^</sup>	0.59	6.35	4.78	6.50	10,059	12,035	12,628	16,242	5,142.38

<sup>^</sup>Benchmark <sup>^^</sup>Additional Benchmark. CAGR - Compounded Annual Growth Rate. Inception/Allotment date: 20-Aug-18. Past performance may or may not be sustained in future and should not be used as a basis of comparison with other investments. Since inception returns of the scheme is calculated on face value of Rs. 10 invested at inception. The performance details provided above are of Growth Option under Regular and Direct Plan. Different Plans i.e Regular Plan and Direct Plan under the scheme has different expense structure. \*Based on standard investment of Rs. 10,000 made at the beginning of the relevant period. Mr. Kush Sonigara is managing the scheme since January 01, 2026.

Mahindra Manulife Overnight Fund Managed by Mr. Rahul Pal & Mr. Amit Garg	Simple Annualised Returns (%)			CAGR Returns (%)				Value of Investment of ₹ 10,000*				NAV / Index Value (as on April 30, 2026)
	7 Days	15 Days	30 days	1 Year	3 Years	5 Years	Since Inception	1 Year (₹)	3 Years (₹)	5 Years (₹)	Since Inception	
Regular Plan - Growth Option	4.84	4.82	4.82	5.30	6.15	5.46	4.98	10,530	11,962	13,046	13,904	1,390.3659
Direct Plan - Growth Option	4.93	4.91	4.91	5.41	6.25	5.57	5.09	10,541	11,998	13,112	13,999	1,399.9148
CRISIL Liquid Overnight Index <sup>^</sup>	5.07	5.03	4.99	5.39	6.27	5.59	5.12	10,539	12,003	13,129	14,028	3,659.09
CRISIL 1 Yr T-Bill Index <sup>^^</sup>	-0.12	1.79	3.90	4.62	6.51	5.63	5.66	10,462	12,085	13,154	14,520	8,055.22

<sup>^</sup>Benchmark <sup>^^</sup>Additional Benchmark. CAGR - Compounded Annual Growth Rate. Inception/Allotment date: 23-Jul-19. Past performance may or may not be sustained in future and should not be used as a basis of comparison with other investments. Since inception returns of the scheme is calculated on face value of Rs. 1,000 invested at inception. The performance details provided above are of Growth Option under Regular and Direct Plan. Different Plans i.e Regular Plan and Direct Plan under the scheme has different expense structure. \*Based on standard investment of Rs. 10,000 made at the beginning of the relevant period. Mr. Amit Garg is managing the scheme since June 8, 2020.

Mahindra Manulife Ultra Short Duration Fund Managed by Mr. Rahul Pal & Mr. Amit Garg	CAGR Returns (%)				Value of Investment of ₹ 10,000*				NAV / Index Value (as on April 30, 2026)
	1 Year	3 Years	5 Years	Since Inception	1 Year (₹)	3 Years (₹)	5 Years (₹)	Since Inception	
Regular Plan - Growth Option	6.14	6.87	5.90	5.78	10,614	12,214	13,321	14,442	1,444.2240
Direct Plan - Growth Option	6.58	7.32	6.34	6.23	10,658	12,369	13,604	14,845	1,484.4716
CRISIL Ultra Short Duration Debt A-I Index <sup>^</sup>	6.37	7.19	6.31	6.10	10,637	12,323	13,582	14,730	8,515.49
CRISIL 1 Yr T-Bill Index <sup>^^</sup>	4.62	6.51	5.63	5.58	10,462	12,089	13,154	14,266	8,055.22

<sup>^</sup>Benchmark <sup>^^</sup>Additional Benchmark. CAGR - Compounded Annual Growth Rate. Inception/Allotment date: 17-Oct-19. Past performance may or may not be sustained in future and should not be used as a basis of comparison with other investments. Since inception returns of the scheme is calculated on face value of Rs. 1,000 invested at inception. The performance details provided above are of Growth Option under Regular and Direct Plan. Different Plans i.e Regular Plan and Direct Plan under the scheme has different expense structure. \*Based on standard investment of Rs. 10,000 made at the beginning of the relevant period. Mr. Amit Garg is managing the scheme since June 8, 2020.

Mahindra Manulife Short Duration Fund Managed by Mr. Rahul Pal & Mr. Kush Sonigara	CAGR Returns (%)				Value of Investment of ₹ 10,000*				NAV / Index Value (as on April 30, 2026)
	1 Year	3 Years	5 Years	Since Inception	1 Year (₹)	3 Years (₹)	5 Years (₹)	Since Inception	
Regular Plan - Growth Option	4.67	6.61	5.51	5.55	10,467	12,124	13,079	13,231	13.2309
Direct Plan - Growth Option	5.66	7.64	6.53	6.57	10,566	12,479	13,725	13,907	13.9069
CRISIL Short Duration Debt A-II Index <sup>^</sup>	5.53	7.13	6.05	6.15	10,553	12,302	13,418	13,629	5,233.80
CRISIL 1 Yr T-Bill Index <sup>^^</sup>	4.62	6.51	5.63	5.59	10,462	12,089	13,154	13,258	8,055.22

<sup>^</sup>Benchmark <sup>^^</sup>Additional Benchmark. CAGR - Compounded Annual Growth Rate. Inception/Allotment date: 23-Feb-21. Past performance may or may not be sustained in future and should not be used as a basis of comparison with other investments. Since inception returns of the scheme is calculated on face value of Rs. 1,000 invested at inception. The performance details provided above are of Growth Option under Regular and Direct Plan. Different Plans i.e Regular Plan and Direct Plan under the scheme has different expense structure. \*Based on standard investment of Rs. 10,000 made at the beginning of the relevant period. Mr. Kush Sonigara is managing the scheme since January 01, 2026.

## Fund Performance as on April 30, 2026

Mahindra Manulife Business Cycle Fund Managed by Mr. Krishna Sanghavi, Mr. Vishal Jajoo & Mr. Renjith Sivaram	CAGR Returns (%)		Value of Investment of ₹ 10,000*		NAV / Index Value (as on April 30, 2026)
	1 Year	Since Inception	1 Year (₹)	Since Inception	
Regular Plan - Growth Option	10.55	17.58	11,055	15,325	15.3254
Direct Plan - Growth Option	12.34	19.61	11,234	16,031	16.0310
Nifty 500 TRI <sup>A</sup>	3.96	10.93	10,396	13,144	36,266.61
Nifty 50 TRI <sup>AA</sup>	-0.28	8.28	9,972	12,332	36,174.80

<sup>A</sup>Benchmark <sup>AA</sup>Additional Benchmark. CAGR - Compounded Annual Growth Rate. Inception/Allotment date: 11-Sep-23. **Past performance may or may not be sustained in future and should not be used as a basis of comparison with other investments.** Since inception returns of the scheme is calculated on face value of Rs. 10 invested at inception. The performance details provided above are of Growth Option under Regular and Direct Plan. Different Plans i.e Regular Plan and Direct Plan under the scheme has different expense structure. \*Based on standard investment of Rs. 10,000 made at the beginning of the relevant period. Mr. Vishal Jajoo is managing this scheme since May 02, 2025.

Mahindra Manulife Manufacturing Fund Managed by Mr. Renjith Sivaram & Mr. Navin Matta	CAGR Returns (%)		Value of Investment of ₹ 10,000*		NAV / Index Value (as on April 30, 2026)
	1 Year	Since Inception	1 Year (₹)	Since Inception	
Regular Plan - Growth Option	13.48	0.54	11,348	10,099	10.0992
Direct Plan - Growth Option	15.26	2.14	11,526	10,399	10.3993
Nifty India Manufacturing TRI <sup>A</sup>	16.02	4.08	11,602	10,768	20,310.08
Nifty 50 TRI <sup>AA</sup>	-0.28	2.06	9,972	10,385	36,174.80

<sup>A</sup>Benchmark <sup>AA</sup>Additional Benchmark. CAGR - Compounded Annual Growth Rate. Inception/Allotment date: 24-Jun-24. **Past performance may or may not be sustained in future and should not be used as a basis of comparison with other investments.** Since inception returns of the scheme is calculated on face value of Rs. 10 invested at inception. The performance details provided above are of Growth Option under Regular and Direct Plan. Different Plans i.e Regular Plan and Direct Plan under the scheme has different expense structure. \*Based on standard investment of Rs. 10,000 made at the beginning of the relevant period. Mr. Navin Matta is managing this scheme since December 2, 2025.

Mahindra Manulife Multi Asset Allocation Fund Managed by Mr. Renjith Sivaram (Equity) & Mr. Rahul Pal (Debt) & Mr. Kush Sonigara (Debt portion)	CAGR Returns (%)		Value of Investment of ₹ 10,000*		NAV / Index Value (as on April 30, 2026)
	1 Year	Since Inception	1 Year (₹)	Since Inception	
Regular Plan - Growth Option	17.22	14.70	11,722	13,395	13.3951
Direct Plan - Growth Option	19.11	16.58	11,911	13,867	13.8671
45% Nifty 500 TRI + 40% CRISIL Composite Bond Index + 10% Domestic Price of Physical Gold + 5% Domestic Price of Silver <sup>A</sup>	14.45	14.47	11,445	13,338	13.3376
Nifty 50 TRI <sup>AA</sup>	-0.28	5.33	9,972	11,171	36,174.80

<sup>A</sup>Benchmark <sup>AA</sup>Additional Benchmark. CAGR - Compounded Annual Growth Rate. Inception/Allotment date: 13-Mar-24. **Past performance may or may not be sustained in future and should not be used as a basis of comparison with other investments.** Since inception returns of the scheme is calculated on face value of Rs. 10 invested at inception. The performance details provided above are of Growth Option under Regular and Direct Plan. Different Plans i.e Regular Plan and Direct Plan under the scheme has different expense structure. \*Based on standard investment of Rs. 10,000 made at the beginning of the relevant period. Mr. Kush Sonigara is managing this fund since January 01, 2026.

Mahindra Manulife Value Fund Managed by Mr. Krishna Sanghavi & Mr. Vishal Jajoo	CAGR Returns (%)		Value of Investment of ₹ 10,000*		NAV / Index Value (as on April 30, 2026)
	1 Year	Since Inception	1 Year (₹)	Since Inception	
Regular Plan - Growth Option	12.40	18.06	11,240	12,121	12.1214
Direct Plan - Growth Option	14.41	20.19	11,441	12,376	12.3760
Nifty 500 TRI <sup>A</sup>	3.96	12.93	10,396	11,514	36,266.61
Nifty 50 TRI <sup>AA</sup>	-0.28	8.35	9,972	10,974	36,174.80

<sup>A</sup>Benchmark <sup>AA</sup>Additional Benchmark. CAGR - Compounded Annual Growth Rate. Inception/Allotment date: 03-Mar-25. **Past performance may or may not be sustained in future and should not be used as a basis of comparison with other investments.** Since inception returns of the scheme is calculated on face value of Rs. 10 invested at inception. The performance details provided above are of Growth Option under Regular and Direct Plan. Different Plans i.e Regular Plan and Direct Plan under the scheme has different expense structure. \*Based on standard investment of Rs. 10,000 made at the beginning of the relevant period. .

Mahindra Manulife Banking & Financial Services Fund Managed by Mr. Vishal Jajoo & Mr. Chetan Sanjay Gindodia	Simple Annualised Returns (%)		Value of Investment of ₹ 10,000*		NAV / Index Value (as on April 30, 2026)
	6 Months	Since Inception	6 Months (₹)	Since Inception	
Regular Plan - Growth Option	-2.24	3.43	9,889	10,268	10.2690
Direct Plan - Growth Option	-0.45	5.31	9,978	10,414	10.4160
Nifty Financial Services TRI	-10.80	-3.80	9,464	9,701	32,575.84
Nifty 50 TRI	-13.16	-4.30	9,347	9,662	36,174.80

<sup>A</sup>Benchmark <sup>AA</sup>Additional Benchmark. Inception/Allotment date: 18-Jul-25. **Past performance may or may not be sustained in future and should not be used as a basis of comparison with other investments.** Since inception returns of the scheme is calculated on face value of Rs. 10 invested at inception. The performance details provided above are of Growth Option under Regular and Direct Plan. Different Plans i.e Regular Plan and Direct Plan under the scheme has different expense structure. \*Based on standard investment of Rs. 10,000 made at the beginning of the relevant period. Simple annualized returns have been provided as per the extant guidelines since the scheme has completed 6 months but not 1 year.

**Note:**

- The performance data of Mahindra Manulife Income Plus Arbitrage Active FOF has not been provided as the scheme has not completed 6 months since inception. The said Scheme is managed by Mr. Amit Garg, Mr. Rahul Pal & Mr. Mitul Doshi
- The performance data of Mahindra Manulife Innovation Opportunities Fund has not been provided as the scheme has not completed 6 months since inception. The said Scheme is managed by Ms. Kirti Dalvi & Mr. Renjith Sivaram