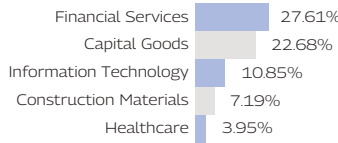
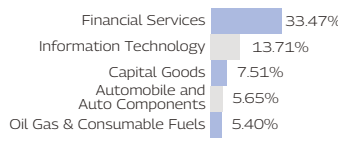
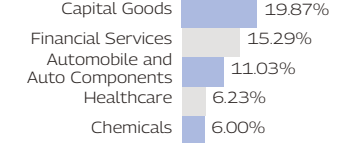
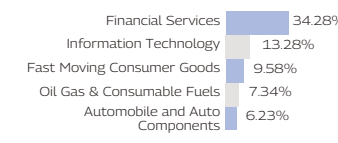
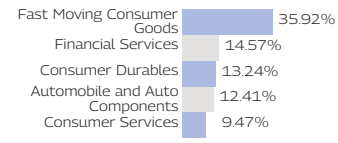
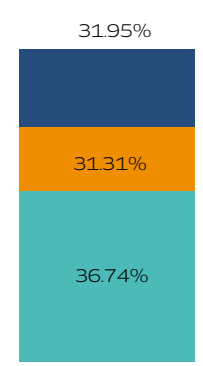
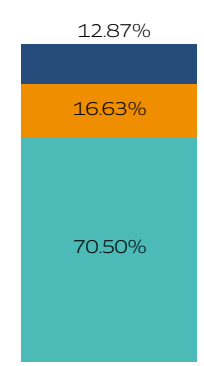
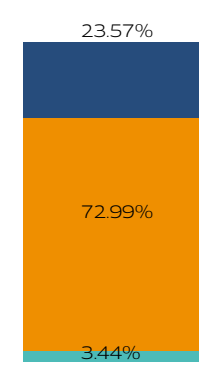
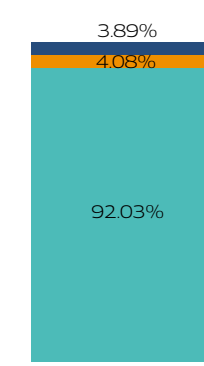
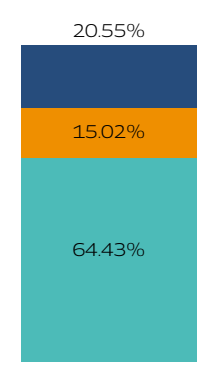



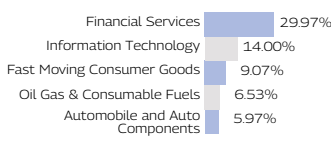
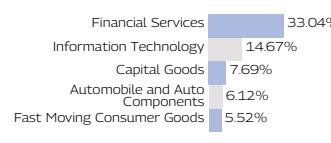
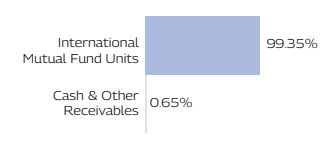
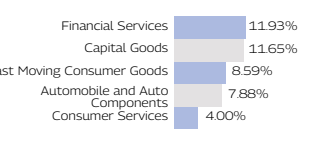
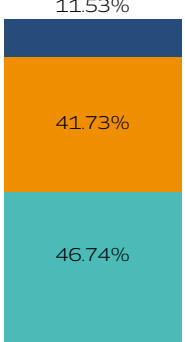
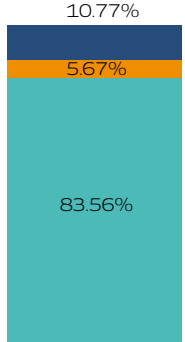
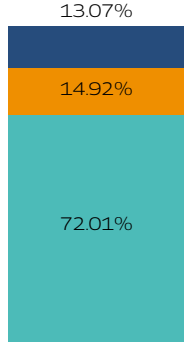


Equity & Fund of Fund Scheme Snapshot - Page 1 of 2

Data as on 31st December - 2022

Scheme Name	Mahindra Manulife Multi Cap Badhat Yojana	Mahindra Manulife ELSS Kar Bachat Yojana	Mahindra Manulife Mid Cap Unnati Yojana	Mahindra Manulife Large Cap Pragati Yojana	Mahindra Manulife Rural Bharat and Consumption Yojana
Category	Multi Cap	ELSS	Mid Cap	Large Cap	Thematic
Inception Date	May 11, 2017	October 18, 2016	January 30, 2018	March 15, 2019	November 13, 2018
Benchmark	Nifty 500 Multicap 50:25:25 TRI Index	Nifty 500 Index TRI	Nifty Midcap 150 Index TRI	Nifty 100 Index TRI	Nifty India Consumption Index TRI
Fund Manager	Manish Lodha & Fatema Pacha	Fatema Pacha & Manish Lodha	Abhinav Khandelwal & Manish Lodha	Abhinav Khandelwal & Fatema Pacha	Abhinav Khandelwal & Fatema Pacha
AUM (₹ in cr.)	1,544.72	524.33	1,063.24	215.63	56.65
Total No of Equity holdings	57	48	64	43	33
Top 5 Sectors (% to Net Assets)					
Top 10 Equity Holdings (% to Net Assets)	33%	52%	27%	53%	52%
Market Cap (% to Equity Holdings)					
Value of Rs. 10,000 invested in scheme since 1 Year	10,164	10,201	10,023	10,189	10,776
Value of Rs. 10,000 invested in benchmark since 1 Year	10,284	10,425	10,391	10,494	10,853

Past performance may or may not be sustained in future and should not be used as a basis of comparison with other investments. The performance details provided herein are of Growth Option under Regular Plan and based on standard investment of Rs. 10,000 made since inception. Different Plans i.e Regular Plan and Direct Plan under the scheme have different expense structure. Please refer Pg. no 24 to 26 of Factsheet for complete details of Scheme performance as per SEBI prescribed format.

Data as on 31st December - 2022

Scheme Name	Mahindra Manulife Top 250 Nivesh Yojana	Mahindra Manulife Focused Equity Yojana	Mahindra Manulife Flexi Cap Yojana	Mahindra Manulife Asia Pacific REITs FOF	Mahindra Manulife Small Cap Fund
Category	Large and Mid Cap	Focused	Flexi Cap	FOF	Small Cap
Inception Date	December 30, 2019	November 17, 2020	August 23, 2021	October 20, 2021	December 12, 2022
Benchmark	Nifty LargeMidcap 250 TRI Index	NIFTY 500 Index TRI	NIFTY 500 Index TRI	FTSE EPRA Nareit Asia ex Japan REITs Index	S&P BSE 250 Small Cap TRI
Fund Manager	Manish Lodha & Abhinav Khandelwal	Krishna Sanghavi & Fatema Pacha	Fatema Pacha & Manish Lodha	Alpha Negri [^] & Amit Garg	Mr. Abhinav Khandelwal & Mr. Manish Lodha
AUM (₹ in cr.)	1,078.70	640.87	941.79	32.87	505.34
Total No of Equity holdings	50	30	43	1	41
Top 5 Sectors (% to Net Assets)					
Top 10 Equity Holdings (% to Net Assets)	35%	57%	53%	99%	25%
Market Cap (% to Equity Holdings)					
Value of Rs. 10,000 invested in scheme since 1 Year	10,193	10,841	10,137	9,305	N.A.
Value of Rs. 10,000 invested in benchmark since 1 Year	10,448	10,425	10,425	9,829	N.A.

Past performance may or may not be sustained in future and should not be used as a basis of comparison with other investments. The performance details provided herein are of Growth Option under Regular Plan and based on standard investment of Rs. 10,000 made since inception. Different Plans i.e Regular Plan and Direct Plan under the scheme have different expense structure. Please refer Pg. no 24 to 26 of Factsheet for complete details of Scheme performance as per SEBI prescribed format. [^]Dedicated Fund Manager for Overseas Investments

Hybrid Scheme Snapshot

Data as on 31st December - 2022

Scheme Name	Mahindra Manulife Hybrid Equity Nivesh Yojana	Mahindra Manulife Arbitrage Yojana	Mahindra Manulife Equity Savings Fund	Mahindra Manulife Balanced Advantage Yojana
Category	Aggressive Hybrid	Hybrid - Arbitrage	Equity Savings	Dynamic Asset Allocation
Inception Date	July 19, 2019	August 24, 2020	February 1, 2017	December 30, 2021
Benchmark	CRISIL Hybrid 35+65 - Aggressive Index	Nifty 50 Arbitrage Index	Nifty Equity Savings Index TRI	Nifty 50 Hybrid Composite Debt 50: 50 Index TRI
Fund Manager	Fatema Pacha, Manish Lodha & Rahul Pal	Abhinav Khandelwal, Manish Lodha & Rahul Pal	Ms. Fatema Pacha, Mr. Manish Lodha, Mr. Rahul Pal & Mr. Amit Hiremath [^]	Manish Lodha, Fatema Pacha & Rahul Pal
AUM (₹ in cr.)	608.08	25.51	435.22	669.21
Total No of Equity holdings	48	14	52	54
Top 5 Sectors (% to Net Assets)				
Top 10 Equity Holdings (% to Net Assets)	37%	54%	35%	32%
Market Cap (% to Equity Holdings)				
Value of Rs. 10,000 invested in scheme since 1 Year	10,418	10,317	10,228	10,287
Value of Rs. 10,000 invested in benchmark since 1 Year	10,479	10,419	10,487	10,451

Past performance may or may not be sustained in future and should not be used as a basis of comparison with other investments. The performance details provided herein are of Growth Option under Regular Plan and based on standard investment of Rs. 10,000 made since inception. Different Plans i.e Regular Plan and Direct Plan under the scheme have different expense structure. Please refer Pg. no 24 to 26 of Factsheet for complete details of Scheme performance as per SEBI prescribed format. [^]Dedicated Fund Manager for Overseas Investments

Debt Scheme Snapshot

Data as on 31st December - 2022

Fund Characteristics	Mahindra Manulife Overnight Fund An open ended debt scheme investing in overnight securities. A relatively low interest rate risk and relatively low credit risk.	Mahindra Manulife Liquid Fund An open ended liquid scheme. A relatively low interest rate risk and moderate credit risk.	Mahindra Manulife Ultra Short Term Fund An open ended ultra-short term debt scheme investing in instruments such that the Macaulay duration of the portfolio is between 3 to 6 months (please refer to page no. 31 of SID). A relatively low interest rate risk and moderate credit risk.	Mahindra Manulife Low Duration Fund An open ended low duration debt scheme investing in instruments such that the Macaulay duration of the Portfolio is between 6 months and 12 months (please refer to page no. 33 of SID). A relatively low interest rate risk and moderate credit risk.	Mahindra Manulife Short Term Fund An open ended short term debt scheme investing in instruments such that the Macaulay duration of the portfolio is between 1 year and 3 years (please refer to page no. 36 of SID). A moderate interest rate risk and moderate credit risk.	Mahindra Manulife Dynamic Bond Yojana An open ended dynamic debt scheme investing across duration. A relatively high interest rate risk and moderate credit risk.																																										
About Fund	Category	Overnight Fund	Liquid Fund	Ultra Short Term Fund	Low Duration Fund	Short Duration Fund	Dynamic Bond Fund																																									
	Inception Date	July 23, 2019	July 4, 2016	October 17, 2019	February 15, 2017	February 23, 2021	August 20, 2018																																									
	Benchmark	CRISIL Overnight Fund AI Index	CRISIL Liquid Fund BI Index	CRISIL Ultra Short Duration Fund BI Index	CRISIL Low Duration Fund BI Index	CRISIL Short Duration Fund BII Index	CRISIL Dynamic Bond Fund BIII Index																																									
	Fund Manager	Rahul Pal & Amit Garg	Rahul Pal & Amit Garg	Rahul Pal & Amit Garg	Rahul Pal	Rahul Pal & Kush Sonigara [^]	Rahul Pal																																									
Rating Profile (% Net Assets)	<table border="1"> <caption>Rating Profile Data (%)</caption> <thead> <tr> <th>Fund</th> <th>AA</th> <th>AA+</th> <th>AAA/A1+</th> <th>Sovereign</th> <th>Cash & Cash Equivalents*</th> </tr> </thead> <tbody> <tr> <td>Overnight Fund</td> <td>0.50</td> <td>0.00</td> <td>0.00</td> <td>0.00</td> <td>99.50</td> </tr> <tr> <td>Liquid Fund</td> <td>0.00</td> <td>0.00</td> <td>66.67</td> <td>26.49</td> <td>6.84</td> </tr> <tr> <td>Ultra Short Term Fund</td> <td>5.23</td> <td>7.74</td> <td>66.07</td> <td>11.05</td> <td>9.91</td> </tr> <tr> <td>Low Duration Fund</td> <td>5.30</td> <td>9.44</td> <td>69.13</td> <td>10.58</td> <td>5.55</td> </tr> <tr> <td>Short Term Fund</td> <td>0.00</td> <td>0.00</td> <td>44.12</td> <td>39.58</td> <td>11.52</td> </tr> <tr> <td>Dynamic Bond Fund</td> <td>0.00</td> <td>0.00</td> <td>21.39</td> <td>64.75</td> <td>13.86</td> </tr> </tbody> </table>						Fund	AA	AA+	AAA/A1+	Sovereign	Cash & Cash Equivalents*	Overnight Fund	0.50	0.00	0.00	0.00	99.50	Liquid Fund	0.00	0.00	66.67	26.49	6.84	Ultra Short Term Fund	5.23	7.74	66.07	11.05	9.91	Low Duration Fund	5.30	9.44	69.13	10.58	5.55	Short Term Fund	0.00	0.00	44.12	39.58	11.52	Dynamic Bond Fund	0.00	0.00	21.39	64.75	13.86
Fund	AA	AA+	AAA/A1+	Sovereign	Cash & Cash Equivalents*																																											
Overnight Fund	0.50	0.00	0.00	0.00	99.50																																											
Liquid Fund	0.00	0.00	66.67	26.49	6.84																																											
Ultra Short Term Fund	5.23	7.74	66.07	11.05	9.91																																											
Low Duration Fund	5.30	9.44	69.13	10.58	5.55																																											
Short Term Fund	0.00	0.00	44.12	39.58	11.52																																											
Dynamic Bond Fund	0.00	0.00	21.39	64.75	13.86																																											
Portfolio Statistics	YTM ²	6.57%	6.78%	7.15%	7.32%	7.35%	7.29%																																									
	Avg. Maturity	2.09 Days	46.00 Days	135.71 Days	271.14 Days	2.33 Years	4.45 Years																																									
	Modified Duration	0.006	0.12	0.36	0.68	1.93	3.45																																									
	Macaulay Duration	2.09 Days	45.86 Days	134.81 Days	259.11 Days	2.01 Years	3.59 Years																																									
	Month End AUM (₹ in Cr.)	197.91	365.41	191.57	367.82	43.40	70.16																																									
	Month Avg. AUM (₹ in Cr.)	175.95	490.37	186.03	368.20	45.87	70.85																																									
	Total Expense Ratio (D)	0.12% ³	0.15% ³	0.35% ³	0.37% ³	0.29% ³	0.51% ³																																									
	Total Expense Ratio (R)	0.22% ³	0.26% ³	0.77% ³	1.17% ³	1.26% ³	1.61% ³																																									

¹ Cash & Cash Equivalents includes Fixed Deposits, Cash & Current Assets and TREPS. ² Yield to maturity should not be construed as minimum return offered by the Scheme. ³ Includes additional expenses charged in terms of Regulation 52(6A)(b) of SEBI (Mutual Funds) Regulations, 1996 and Goods and Service Tax. [^] Dedicated Fund Manager for Overseas Investments