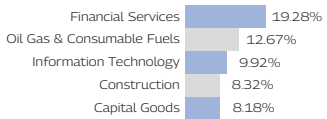

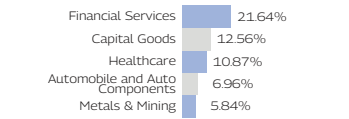


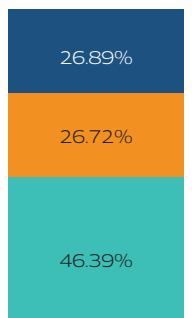
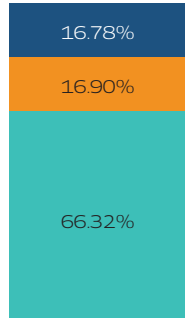
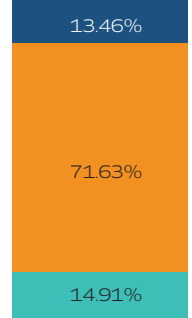
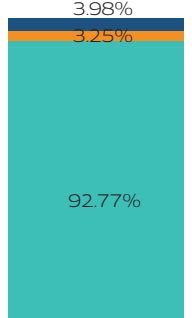
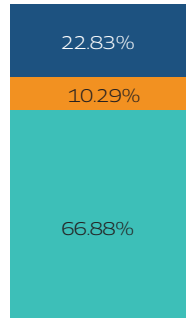


Equity & Fund of Fund Scheme Snapshot - Page 1 of 2

Contd..



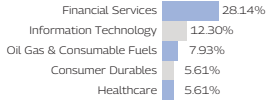
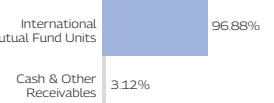

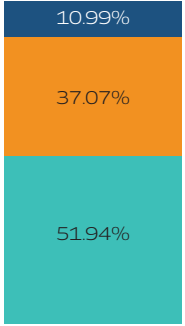

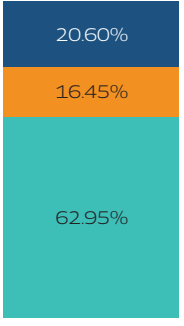

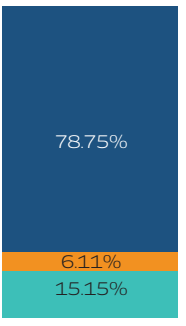
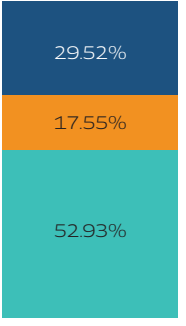
Data as on 31st March - 2024

Scheme Name	Mahindra Manulife Multi Cap Fund	Mahindra Manulife ELSS Tax Saver Fund	Mahindra Manulife Mid Cap Fund	Mahindra Manulife Large Cap Fund	Mahindra Manulife Consumption Fund
Category	Multi Cap	ELSS	Mid Cap	Large Cap	Thematic
Inception Date	May 11, 2017	October 18, 2016	January 30, 2018	March 15, 2019	November 13, 2018
Benchmark	Nifty 500 Multicap 50:25:25 TRI Index	Nifty 500 Index TRI	Nifty Midcap 150 Index TRI	Nifty 100 Index TRI	Nifty India Consumption TRI
Fund Manager	Manish Lodha & Fatema Pacha	Fatema Pacha & Manish Lodha	Abhinav Khandelwal & Manish Lodha	Abhinav Khandelwal & Fatema Pacha	Abhinav Khandelwal & Fatema Pacha
AUM (₹ in cr.)	3,165.04	817.72	2,201.78	421.60	159.07
Total No of Equity holdings	61	59	65	44	42
Top 5 Sectors (% to Net Assets)					
Top 10 Equity Holdings (% to Net Assets)	34%	43%	25%	51%	39%
Market Cap (% to Equity Holdings)					
Value of Rs. 10,000 invested in scheme since 1 Year ^{##}	14,885	13,286	15,961	13,397	14,054
Value of Rs. 10,000 invested in benchmark since 1 Year ^{##}	14,756	14,049	15,754	13,479	14,267

Past performance may or may not be sustained in future and should not be used as a basis of comparison with other investments. The performance details provided herein are of Growth Option under Regular Plan and based on standard investment of Rs. 10,000 made since inception. Different Plans i.e Regular Plan and Direct Plan under the scheme have different expense structure. Please refer Pg. no 31 to 36 of Factsheet for complete details of Scheme performance as per SEBI prescribed format. ^{##}Data as on 28 March, 2024.

Equity & Fund of Fund Scheme Snapshot - Page 2 of 2

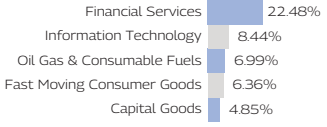

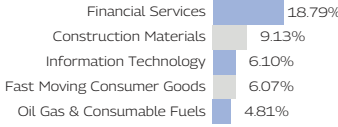
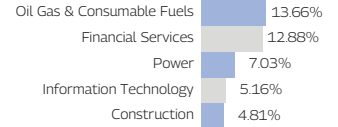
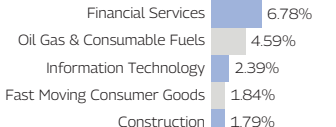
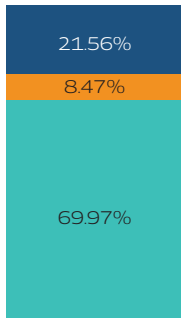
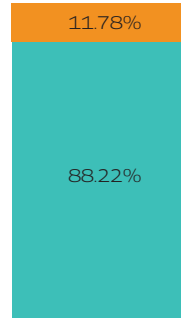
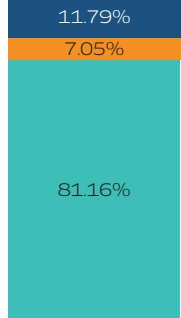
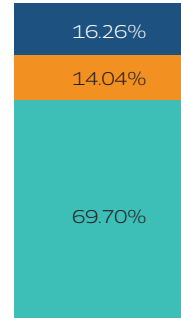
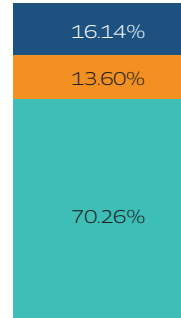
Data as on 31st March - 2024

Scheme Name	Mahindra Manulife Large & Mid Cap Fund	Mahindra Manulife Focused Fund	Mahindra Manulife Flexi Cap Fund	Mahindra Manulife Asia Pacific REITs FOF	Mahindra Manulife Small Cap Fund	Mahindra Manulife Business Cycle Fund
Category	Large and Mid Cap	Focused	Flexi Cap	FOF (Overseas)	Small Cap	Thematic Fund
Inception Date	December 30, 2019	November 17, 2020	August 23, 2021	October 20, 2021	December 12, 2022	September 11, 2023
Benchmark	Nifty Large Midcap 250 TRI Index	NSE 500 TRI	NIFTY 500 Index TRI	FTSE EPRA Nareit Asia ex Japan REITs Index	S&P BSE 250 Small Cap TRI	NIFTY 500 TRI
Fund Manager	Manish Lodha & Abhinav Khandelwal	Krishna Sanghavi & Fatema Pacha	Fatema Pacha & Manish Lodha	Mr. Pranav Patel [^] & Amit Garg	Mr. Abhinav Khandelwal & Mr. Manish Lodha	Mr. Krishna Sanghavi, Mr. Renjith Sivaram & Mr. Pranav Patel [^]
AUM (₹ in cr.)	1,985.12	1,228.99	1,232.22	22.73	3,557.06	733.78
Total No of Equity holdings	59	30	58	1	76	57
Top 5 Sectors (% to Net Assets)						
Top 10 Equity Holdings (% to Net Assets)	33%	50%	43%	97%	25%	31%
Market Cap (% to Equity Holdings)						
Value of Rs. 10,000 invested in scheme since 1 Year ^{##}	15,067	14,860	13,814	9,150	16,584	N.A.
Value of Rs. 10,000 invested in benchmark since 1 Year ^{##}	14,598	14,049	14,049	9,177	15,931	N.A.

Past performance may or may not be sustained in future and should not be used as a basis of comparison with other investments. The performance details provided herein are of Growth Option under Regular Plan and based on standard investment of Rs. 10,000 made since inception. Different Plans i.e Regular Plan and Direct Plan under the scheme have different expense structure. Please refer Pg. no 31 to 36 of Factsheet for complete details of Scheme performance as per SEBI prescribed format. [^]Dedicated Fund Manager for Overseas Investments. ^{##}Data as on 28 March, 2024.

Hybrid Scheme Snapshot

Data as on 31st March - 2024

Scheme Name	Mahindra Manulife Aggressive Hybrid Fund	Mahindra Manulife Arbitrage Fund	Mahindra Manulife Equity Savings Fund	Mahindra Manulife Balanced Advantage Fund	Mahindra Manulife Multi Asset Allocation Fund
Category	Aggressive Hybrid	Hybrid - Arbitrage	Equity Savings	Dynamic Asset Allocation	Multi Asset Allocation
Inception Date	July 19, 2019	August 24, 2020	February 1, 2017	December 30, 2021	March 13, 2024
Benchmark	CRISIL Hybrid 35+65 Aggressive Index	Nifty 50 Arbitrage Index	Nifty Equity Savings Index TRI	Nifty 50 Hybrid Composite Debt 50: 50 Index TRI	45% NIFTY 500 TRI + 40% CRISIL Composite Bond Index + 10% Domestic Price of Physical Gold + 5% Domestic Price of Silver
Fund Manager	Fatema Pacha, Manish Lodha & Rahul Pal	Abhinav Khandelwal, Manish Lodha & Rahul Pal	Mr. Manish Lodha, Mr. Renjith Sivaram, Mr. Rahul Pal & Mr. Pranav Patel [^]	Manish Lodha, Fatema Pacha & Rahul Pal	Mr. Renjith Sivaram, Mr. Rahul Pal & Mr. Pranav Patel [^]
AUM (₹ in cr.)	1,070.68	59.83	464.80	702.76	225.19
Total No of Equity holdings	55	26	57	50	33
Top 5 Sectors (% to Net Assets)					
Top 10 Equity Holdings (% to Net Assets)	35%	38%	30%	31%	11%
Market Cap (% to Equity Holdings)					
Value of Rs. 10,000 invested in scheme since 1 Year ^{##}	13,329	10,601	11,932	13,022	-
Value of Rs. 10,000 invested in benchmark since 1 Year ^{##}	12,726	10,812	11,540	11,884	-

Past performance may or may not be sustained in future and should not be used as a basis of comparison with other investments. The performance details provided herein are of Growth Option under Regular Plan and based on standard investment of Rs. 10,000 made since inception. Different Plans i.e Regular Plan and Direct Plan under the scheme have different expense structure. Please refer Pg. no 31 to 36 of Factsheet for complete details of Scheme performance as per SEBI prescribed format. [^]Dedicated Fund Manager for Overseas Investments. ^{##}Data as on 28 March, 2024.

Debt Scheme Snapshot

Data as on 31st March - 2024

Fund Characteristics	Mahindra Manulife Overnight Fund	Mahindra Manulife Liquid Fund	Mahindra Manulife Ultra Short Duration Fund	Mahindra Manulife Low Duration Fund	Mahindra Manulife Short Duration Fund	Mahindra Manulife Dynamic Bond Fund
Category	Overnight Fund	Liquid Fund	Ultra Short Duration Fund	Low Duration Fund	Short Duration Fund	Dynamic Bond Fund
About Fund						
Inception Date	July 23, 2019	July 4, 2016	October 17, 2019	February 15, 2017	February 23, 2021	August 20, 2018
Benchmark	CRISIL Liquid Overnight Index	CRISIL Liquid Debt A-I Index ⁵	CRISIL Ultra Short Duration Debt A-I Index ⁵	CRISIL Low Duration Debt A-I Index ⁵	CRISIL Short Duration Debt A-II Index ⁵	CRISIL Dynamic Bond A-III Index ⁵
Fund Manager	Rahul Pal & Amit Garg	Rahul Pal & Amit Garg	Rahul Pal & Amit Garg	Rahul Pal	Rahul Pal & Mr. Pranav Patel [^]	Rahul Pal
Rating Profile (% Net Assets)						
Portfolio Statistics						
Annualised Portfolio YTM ²	7.24%	7.53%	7.87%	8.02%	7.77%	7.54%
Residual Maturity	2.24 Days	49.05 Days	191.22 Days	489.30 Days	4.11 Years	9.02 Years
Modified Duration	0.01	0.13	0.43	0.87	2.50	6.06
Macaulay Duration	2.24 Days	49.05 Days	165.96 Days	333.01 Days	2.61 Years	6.30 Years
Month End AUM (₹ in Cr.)	74.25	819.80	195.36	499.21	47.33	64.16
Month Avg. AUM (₹ in Cr.)	212.16	1,008.54	196.91	494.95	47.28	64.35
Total Expense Ratio (D)	0.09% ³	0.15% ³	0.28% ³	0.30% ³	0.29% ³	0.39% ³
Total Expense Ratio (R)	0.19% ³	0.26% ³	0.70% ³	1.09% ³	1.26% ³	1.57% ³

1 Cash & Cash Equivalents includes Fixed Deposits, Cash & Current Assets and TREPS. 2 Yield to maturity should not be construed as minimum return offered by the Scheme. 3 Includes additional expenses charged in terms of Regulation 52(6A)(b) of SEBI (Mutual Funds) Regulations, 1996 and Goods and Services Tax. ^ Dedicated Fund Manager for Overseas Investments. Please refer Pg. no 30 to 35 of Factsheet for complete details of Scheme performance as per SEBI prescribed format. **Note:** ⁵The Benchmark of Mahindra Manulife Liquid Fund has been changed from CRISIL Liquid Debt B-I Index to CRISIL Liquid Debt A-I Index with effect from March 11, 2024. ⁵The Benchmark of Mahindra Manulife Ultra Short Duration Fund has been changed from CRISIL Ultra Short Duration Debt B-I Index to CRISIL Ultra Short Duration Debt A-I Index with effect from March 11, 2024. ⁵The Benchmark of Mahindra Manulife Low Duration Fund has been changed from CRISIL Low Duration Debt B-I Index to CRISIL Low Duration Debt A-I Index with effect from March 11, 2024. ⁵The Benchmark of Mahindra Manulife Short Duration Fund has been changed from CRISIL Short Duration Debt B-II Index to CRISIL Short Duration Debt A-II Index with effect from March 11, 2024. ⁵The Benchmark of Mahindra Manulife Dynamic Bond Fund has been changed from CRISIL Dynamic Bond B-III Index to CRISIL Dynamic Bond A-III Index with effect from March 11, 2024.