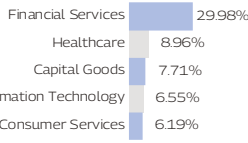
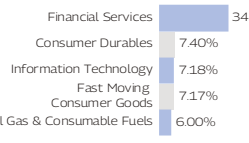

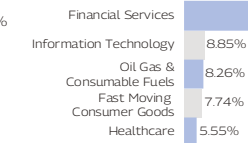

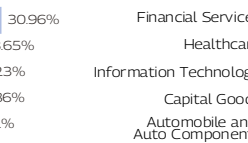
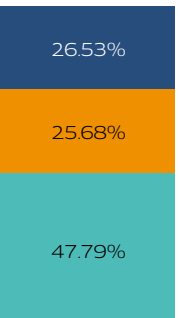
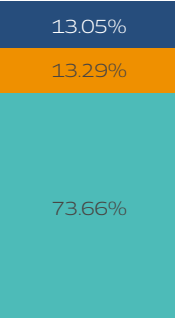
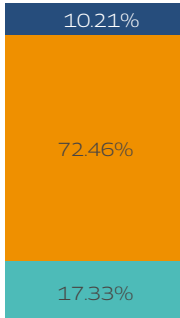
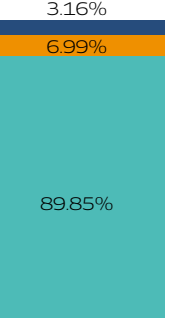
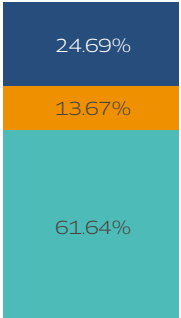
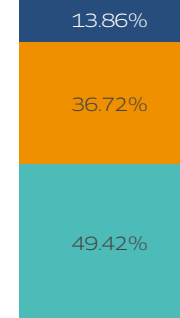


Equity & Fund of Fund Scheme Snapshot - Page 1 of 2

Contd...

Data as on 31st March - 2025

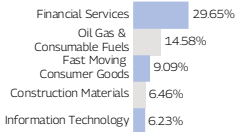
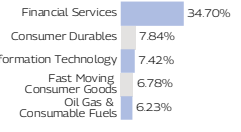
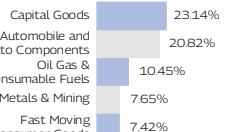
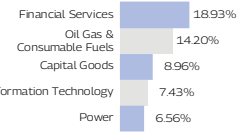
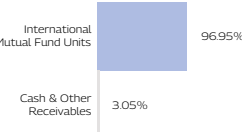
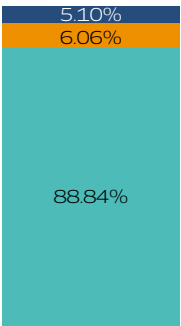
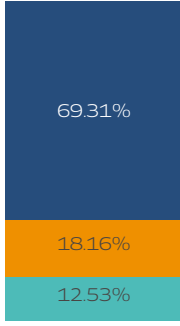
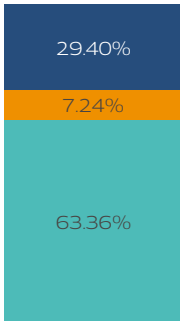
Scheme Name	Mahindra Manulife Multi Cap Fund	Mahindra Manulife ELSS Tax Saver Fund	Mahindra Manulife Mid Cap Fund	Mahindra Manulife Large Cap Fund	Mahindra Manulife Consumption Fund	Mahindra Manulife Large & Mid Cap Fund
Category	Multi Cap Fund	ELSS	Mid Cap Fund	Large Cap Fund	Thematic	Large & Mid Cap Fund
Inception Date	May 11, 2017	October 18, 2016	January 30, 2018	March 15, 2019	November 13, 2018	December 30, 2019
Benchmark	Nifty 500 Multicap 50:25:25 TRI	Nifty 500 TRI	Nifty Midcap 150 TRI	Nifty 100 TRI	Nifty India Consumption TRI	Nifty Large Midcap 250 TRI
Fund Manager	Mr. Manish Lodha & Ms. Fatema Pacha	Ms. Fatema Pacha & Mr. Manish Lodha	Ms. Kirti Dalvi, Mr. Krishna Sanghavi, & Mr. Manish Lodha	Ms. Fatema Pacha	Mr. Navin Matta & Ms. Fatema Pacha	Mr. Manish Lodha
AUM (₹ in cr.)	4,883.18	895.31	3,397.92	610.68	445.91	2,415.40
Total No of Equity holdings	69	56	69	42	58	66
Top 5 Sectors (% to Net Assets)						
Top 10 Equity Holdings (% to Net Assets)	33%	46%	23%	53%	37%	32%
Market Cap (% to Equity Holdings)						
Value of Rs. 10,000 invested in scheme since 1 Year ^{SS}	10,669	10,607	10,980	10,672	10,389	9,978
Value of Rs. 10,000 invested in benchmark since 1 Year ^{SS}	10,688	10,637	10,817	10,614	10,688	10,733

Past performance may or may not be sustained in future and should not be used as a basis of comparison with other investments. The performance details provided herein are of Growth Option under Regular Plan and based on standard investment of Rs. 10,000 made since inception. Different Plans i.e Regular Plan and Direct Plan under the scheme have different expense structure. Please refer Pg. no 33 to 39 of Factsheet for complete details of Scheme performance as per SEBI prescribed format. ^{SS}Performance as on March 28, 2025.

Note: As March 29, 30 & 31, 2025 was a non-business days, the schemes returns disclosed are as on March 28, 2025, except for Mahindra Manulife Liquid Fund and Mahindra Manulife Overnight Fund which is as of March 31, 2025.

Equity & Fund of Fund Scheme Snapshot - Page 2 of 2

Data as on 31st March - 2025

Scheme Name	Mahindra Manulife Focused Fund	Mahindra Manulife Flexi Cap Fund	Mahindra Manulife Small Cap Fund	Mahindra Manulife Business Cycle Fund	Mahindra Manulife Manufacturing Fund	Mahindra Manulife Value Fund	Mahindra Manulife Asia Pacific REITs FOF
Category	Focused Fund	Flexi Cap Fund	Small cap Fund	Thematic	Thematic	Value Fund	FOF (Overseas)
Inception Date	November 17, 2020	August 23, 2021	December 12, 2022	September 11, 2023	June 24, 2024	March 3, 2025	October 20, 2021
Benchmark	Nifty 500 TRI	Nifty 500 TRI	BSE 250 Small Cap TRI	NIFTY 500 TRI	BSE India Manufacturing TRI	NIFTY 500 TRI	FTSE EPRA Nareit Asia ex Japan REITs Index
Fund Manager	Mr. Krishna Sanghavi & Ms. Fatema Pacha	Ms. Fatema Pacha & Mr. Manish Lodha	Mr. Vishal Jajoo, Mr. Krishna Sanghavi & Mr. Manish Lodha	Mr. Krishna Sanghavi & Mr. Renjith Sivaram	Mr. Renjith Sivaram & Mr. Manish Lodha	Mr. Krishna Sanghavi & Mr. Vishal Jajoo	Mr. Krishna Sanghavi & Mr. Amit Garg
AUM (₹ in cr.)	1,971.36	1,401.56	3,463.73	1,128.52	806.50	280.84	23.82
Total No of Equity holdings	29	58	77	67	56	49	1
Top 5 Sectors (% to Net Assets)							
Top 10 Equity Holdings (% to Net Assets)	51%	46%	25%	32%	29%	31%	97%
Market Cap (% to Equity Holdings)							
Value of Rs. 10,000 invested in scheme since 1 Year ⁵⁵	10,670	10,624	10,534	10,646	N.A.	N.A.	10,362
Value of Rs. 10,000 invested in benchmark since 1 Year ⁵⁵	10,637	10,637	10,504	10,637	N.A.	N.A.	10,914

Past performance may or may not be sustained in future and should not be used as a basis of comparison with other investments. The performance details provided herein are of Growth Option under Regular Plan and based on standard investment of Rs. 10,000 made since inception. Different Plans i.e Regular Plan and Direct Plan under the scheme have different expense structure. Please refer Pg. no 33 to 39 of Factsheet for complete details of Scheme performance as per SEBI prescribed format. ⁵⁵Performance as on March 28, 2025.

Note: As March 29, 30 & 31, 2025 was a non-business days, the schemes returns disclosed are as on March 28, 2025, except for Mahindra Manulife Liquid Fund and Mahindra Manulife Overnight Fund which is as of March 31, 2025.

Hybrid Scheme Snapshot

Data as on 31st March - 2025

Scheme Name	Mahindra Manulife Aggressive Hybrid Fund	Mahindra Manulife Arbitrage Fund	Mahindra Manulife Equity Savings Fund	Mahindra Manulife Balanced Advantage Fund	Mahindra Manulife Multi Asset Allocation Fund
Category	Aggressive Hybrid Fund	Arbitrage Fund	Equity Savings	Balanced Advantage	Multi Asset Allocation
Inception Date	July 19, 2019	August 24, 2020	February 1, 2017	December 30, 2021	March 13, 2024
Benchmark	CRISIL Hybrid 35+65 Aggressive Index	Nifty 50 Arbitrage TRI	Nifty Equity Savings TRI	Nifty 50 Hybrid Composite Debt 50: 50 Index TRI	45% NIFTY 500 TRI + 40% CRISIL Composite Bond Index + 10% Domestic Price of Physical Gold + 5% Domestic Price of Silver
Fund Manager	Ms. Fatema Pacha, Mr. Manish Lodha, Mr. Rahul Pal & Mr. Amit Garg	Mr. Navin Matta, Mr. Manish Lodha & Mr. Rahul Pal	Mr. Manish Lodha, Mr. Renjith Sivaram & Mr. Rahul Pal	Mr. Manish Lodha, Ms. Fatema Pacha & Mr. Rahul Pal	Mr. Renjith Sivaram & Mr. Rahul Pal
AUM (₹ in cr.)	1,566.53	103.66	557.01	864.15	566.11
Total No of Equity holdings	60	24	62	57	58
Top 5 Sectors (% to Net Assets)	<div><div>Financial Services27.10%</div><div>Information Technology6.02%</div><div>Fast Moving Consumer Goods5.92%</div><div>Oil Gas & Consumable Fuels5.17%</div><div>Healthcare4.70%</div></div>	<div><div>Oil Gas & Consumable Fuels15.01%</div><div>Financial Services10.83%</div><div>Power8.55%</div><div>Telecommunication7.13%</div><div>Construction Materials6.50%</div></div>	<div><div>Financial Services22.29%</div><div>Construction Materials6.90%</div><div>Oil Gas & Consumable Fuels6.82%</div><div>Automobile and Auto Components5.51%</div><div>Fast Moving Consumer Goods5.40%</div></div>	<div><div>Financial Services23.54%</div><div>Oil Gas & Consumable Fuels8.26%</div><div>Information Technology5.43%</div><div>Healthcare5.39%</div><div>Consumer Services5.00%</div></div>	<div><div>Financial Services14.93%</div><div>Oil Gas & Consumable Fuels5.13%</div><div>Automobile and Auto Components4.75%</div><div>Information Technology4.33%</div><div>Capital Goods3.46%</div></div>
Top 10 Equity Holdings (% to Net Assets)	36%	47%	37%	29%	20%
Market Cap (% to Equity Holdings) ■ Small Cap ■ Mid Cap ■ Large Cap As per the latest Market Capitalisation data provided by AMFI (In line with the applicable SEBI guidelines)	<div><div>10.38%</div><div>12.20%</div><div>77.42%</div></div>	<div><div>8.20%</div><div>91.80%</div></div>	<div><div>8.40%</div><div>10.44%</div><div>81.16%</div></div>	<div><div>14.53%</div><div>19.35%</div><div>66.12%</div></div>	<div><div>15.46%</div><div>12.56%</div><div>71.98%</div></div>
Value of Rs. 10,000 invested in scheme since 1 Year ⁵⁵	11,161	10,590	10,540	10,462	11,100
Value of Rs. 10,000 invested in benchmark since 1 Year ⁵⁵	10,737	10,765	10,776	10,785	11,160

Past performance may or may not be sustained in future and should not be used as a basis of comparison with other investments. The performance details provided herein are of Growth Option under Regular Plan and based on standard investment of Rs. 10,000 made since inception. Different Plans i.e Regular Plan and Direct Plan under the scheme have different expense structure. Please refer Pg. no 33 to 39 of Factsheet for complete details of Scheme performance as per SEBI prescribed format. ⁵⁵Performance as on March 28, 2025. **Note:** As March 29, 30 & 31, 2025 was a non-business days, the schemes returns disclosed are as on March 28, 2025, except for Mahindra Manulife Liquid Fund and Mahindra Manulife Overnight Fund which is as of March 31, 2025.

Debt Scheme Snapshot

Data as on 31st March - 2025

Fund Characteristics		Mahindra Manulife Overnight Fund	Mahindra Manulife Liquid Fund	Mahindra Manulife Ultra Short Duration Fund	Mahindra Manulife Low Duration Fund	Mahindra Manulife Short Duration Fund	Mahindra Manulife Dynamic Bond Fund
About Fund	Category	Overnight Fund	Liquid Fund	Ultra Short Duration Fund	Low Duration Fund	Short Duration Fund	Dynamic Bond
	Inception Date	July 23, 2019	July 4, 2016	October 17, 2019	February 15, 2017	February 23, 2021	August 20, 2018
	Benchmark	CRISIL Liquid Overnight Index	CRISIL Liquid Debt A-I Index	CRISIL Ultra Short Duration Debt A-I Index	CRISIL Low Duration Debt A-I Index	CRISIL Short Duration Debt A-II Index	CRISIL Dynamic Bond A-III Index
	Fund Manager	Rahul Pal & Amit Garg	Rahul Pal & Amit Garg	Rahul Pal & Amit Garg	Rahul Pal	Rahul Pal	Rahul Pal
Rating Profile (% Net Assets)	<div> <div>AA</div> <div>AA+</div> <div>AAA/A1+</div> <div>Sovereign</div> <div>Cash & Cash Equivalents¹</div> <div>Corporate Debt Market Development Fund</div> </div>						
Portfolio Statistics	Annualised Portfolio YTM ²	7.18%	7.12%	7.35%	7.61%	7.37%	7.12%
	Residual Maturity	4.28 Days	56.27 Days	168.04 Days	429.50 Days	2.78 Years	18.17 Years
	Modified Duration	0.01	0.15	0.40	0.86	2.29	8.20
	Macaulay Duration	4.28 Days	56.24 Days	151.40 Days	333.25 Days	2.41 Years	8.50 Years
	Month End AUM (₹ in Cr.)	76.36	1,025.78	217.41	556.77	75.10	77.75
	Month Avg. AUM (₹ in Cr.)	250.23	1,424.23	212.35	586.12	73.51	78.34
	Total Expense Ratio (D)	0.09% ³	0.15% ³	0.27% ³	0.30% ³	0.29% ³	0.39% ³
	Total Expense Ratio (R)	0.19% ³	0.26% ³	0.69% ³	1.09% ³	1.26% ³	1.57% ³

¹ Cash & Cash Equivalents includes Fixed Deposits, Cash & Current Assets and TREPS. ² Yield to maturity should not be construed as minimum return offered by the Scheme. ³ Includes additional expenses charged in terms of Regulation 52(6A)(b) of SEBI (Mutual Funds) Regulations, 1996 and Goods and Services Tax. Please refer Pg. no 33 to 39 of Factsheet for complete details of Scheme performance as per SEBI prescribed format.

Note: As March 29, 30 & 31, 2025 was a non-business days, the schemes returns disclosed are as on March 28, 2025, except for Mahindra Manulife Liquid Fund and Mahindra Manulife Overnight Fund which is as of March 31, 2025.