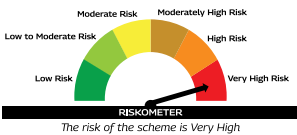
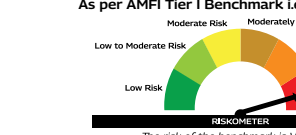

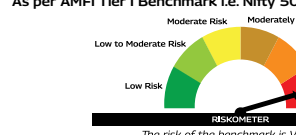

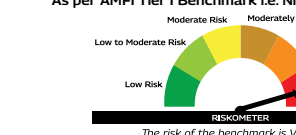






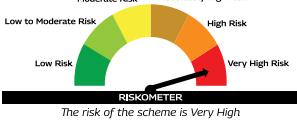
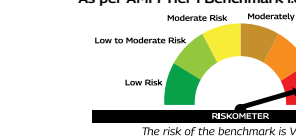

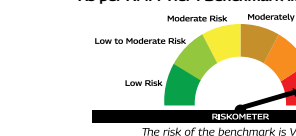
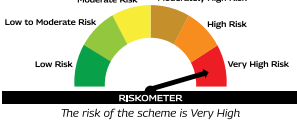
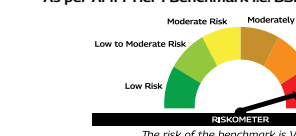


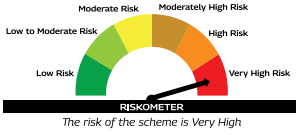
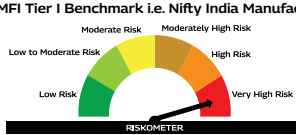
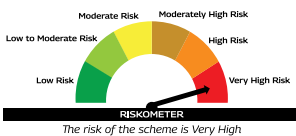




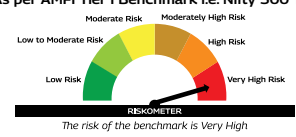

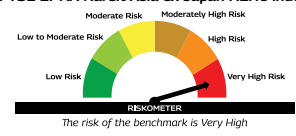
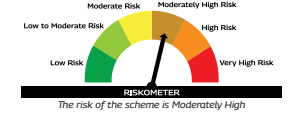
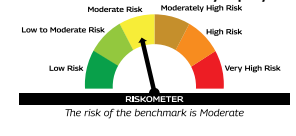

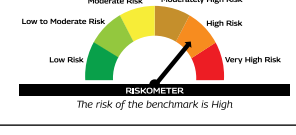




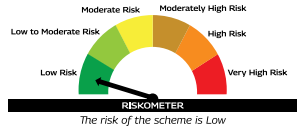
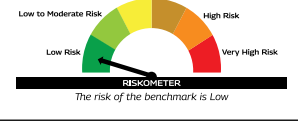

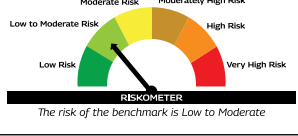
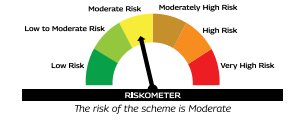
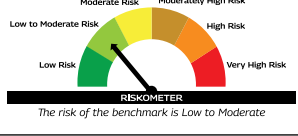
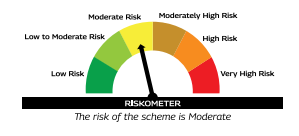
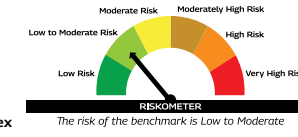

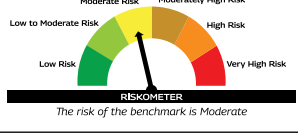

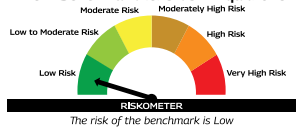


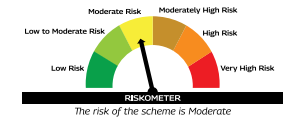
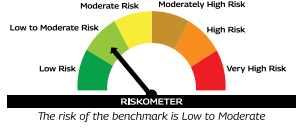


Scheme Name and Type	Product Suitability	Scheme Riskmeters	Benchmark Riskmeters
	<p><b>This Product is Suitable for investors who are seeking*</b></p>		
<p><b>Mahindra Manulife ELSS Tax Saver Fund</b> (An open ended equity linked savings scheme with a statutory lock in of 3 years and tax benefit)</p>	<ul style="list-style-type: none"> <li>● Long term capital appreciation</li> <li>● Investment predominantly in equity and equity related securities.</li> </ul>	 <p>The risk of the scheme is Very High</p>	<p>As per AMFI Tier I Benchmark i.e. Nifty 500 TRI</p>  <p>The risk of the benchmark is Very High</p>
<p><b>Mahindra Manulife Multi Cap Fund</b> (Multi Cap Fund - An open-ended equity scheme investing across large cap, mid cap, small cap stocks)</p>	<ul style="list-style-type: none"> <li>● Medium to Long term capital appreciation.</li> <li>● Investment predominantly in equity and equity related securities including derivatives.</li> </ul>	 <p>The risk of the scheme is Very High</p>	<p>As per AMFI Tier I Benchmark i.e. Nifty 500 Multicap 50:25:25 TRI</p>  <p>The risk of the benchmark is Very High</p>
<p><b>Mahindra Manulife Mid Cap Fund</b> (Mid Cap Fund - An open ended equity scheme predominantly investing in mid cap stocks)</p>	<ul style="list-style-type: none"> <li>● Long term capital appreciation</li> <li>● Investment predominantly in equity and equity related securities including derivatives of mid cap companies.</li> </ul>	 <p>The risk of the scheme is Very High</p>	<p>As per AMFI Tier I Benchmark i.e. Nifty Midcap 150 TRI</p>  <p>The risk of the benchmark is Very High</p>
<p><b>Mahindra Manulife Consumption Fund</b> (An open ended equity scheme following Consumption theme)</p>	<ul style="list-style-type: none"> <li>● Long term capital appreciation</li> <li>● Investment predominantly in equity and equity related securities including derivatives of entities engaged in and/ or expected to benefit from the consumption led demand in India.</li> </ul>	 <p>The risk of the scheme is Very High</p>	<p>As per AMFI Tier I Benchmark i.e. Nifty India Consumption TRI</p>  <p>The risk of the benchmark is Very High</p>
<p><b>Mahindra Manulife Large Cap Fund</b> (Large Cap Fund - An open ended equity scheme predominantly investing in large cap stocks)</p>	<ul style="list-style-type: none"> <li>● Long term capital appreciation</li> <li>● Investment predominantly in equity and equity related securities including derivatives of large cap companies.</li> </ul>	 <p>The risk of the scheme is Very High</p>	<p>As per AMFI Tier I Benchmark i.e. Nifty 100 TRI</p>  <p>The risk of the benchmark is Very High</p>
<p><b>Mahindra Manulife Large &amp; Mid Cap Fund</b> (Large &amp; Mid Cap Fund- An open ended equity scheme investing in both Large cap and Mid cap stocks)</p>	<ul style="list-style-type: none"> <li>● Long term wealth creation and income</li> <li>● Investment predominantly in equity and equity related securities of large and mid cap companies</li> </ul>	 <p>The risk of the scheme is Very High</p>	<p>As per AMFI Tier I Benchmark i.e. Nifty Large Midcap 250 TRI</p>  <p>The risk of the benchmark is Very High</p>
<p><b>Mahindra Manulife Focused Fund</b> (An open ended equity scheme investing in maximum 30 stocks across market caps (i.e Multi Cap))</p>	<ul style="list-style-type: none"> <li>● Long term capital appreciation</li> <li>● Investment in equity and equity related instruments in concentrated portfolio of maximum 30 stocks across market capitalization</li> </ul>	 <p>The risk of the scheme is Very High</p>	<p>As per AMFI Tier I Benchmark i.e. Nifty 500 TRI</p>  <p>The risk of the benchmark is Very High</p>
<p><b>Mahindra Manulife Flexi Cap Fund</b> (An open ended dynamic equity scheme investing across large cap, mid cap, small cap stocks)</p>	<ul style="list-style-type: none"> <li>● Long term capital appreciation.</li> <li>● Investment in diversified portfolio of equity &amp; equity related instruments across market capitalization</li> </ul>	 <p>The risk of the scheme is Very High</p>	<p>As per AMFI Tier I Benchmark i.e. Nifty 500 TRI</p>  <p>The risk of the benchmark is Very High</p>
<p><b>Mahindra Manulife Small Cap Fund</b> (Small Cap Fund- An open ended equity scheme predominantly investing in small cap stocks)</p>	<ul style="list-style-type: none"> <li>● Long term capital appreciation.</li> <li>● Investment predominantly in equity and equity related securities of small cap companies.</li> </ul>	 <p>The risk of the scheme is Very High</p>	<p>As per AMFI Tier I Benchmark i.e. BSE 250 Small Cap TRI</p>  <p>The risk of the benchmark is Very High</p>

\*Investors should consult their financial advisers if in doubt about whether the product is suitable for them.

Scheme Name and Type	Product Suitability	Scheme Riskometers	Benchmark Riskometers
	<p><b>This Product is Suitable for investors who are seeking*</b></p>		
<p><b>Mahindra Manulife Business Cycle Fund</b> (An open ended equity scheme following business cycles based investing theme)</p>	<ul style="list-style-type: none"> <li>● Long term capital appreciation.</li> <li>● Investment predominantly in equity and equity related instruments of business cycle based theme.</li> </ul>		<p><b>As per AMFI Tier I Benchmark i.e. NIFTY 500 TRI</b></p> 
<p><b>Mahindra Manulife Manufacturing Fund</b> (An open-ended equity scheme following manufacturing theme)</p>	<ul style="list-style-type: none"> <li>● Long term capital appreciation.</li> <li>● Investment in equity and equity-related securities of companies engaged in manufacturing theme.</li> </ul>		<p><b>As per AMFI Tier I Benchmark i.e. Nifty India Manufacturing TRI</b></p> 
<p><b>Mahindra Manulife Value Fund</b> (An open-ended equity scheme following a value investment strategy)</p>	<ul style="list-style-type: none"> <li>● Capital appreciation over long term</li> <li>● Investment predominantly in a portfolio of equity and equity related securities by following a value investment strategy.</li> </ul>		<p><b>As per AMFI Tier I Benchmark i.e. Nifty 500 TRI</b></p> 
<p><b>Mahindra Manulife Banking &amp; Financial Services Fund</b> (An open-ended equity scheme investing in banking &amp; financial services sector)</p>	<ul style="list-style-type: none"> <li>● Long term capital appreciation</li> <li>● Investment predominantly in a portfolio of equity and equity related securities of companies engaged in banking and financial services activities</li> </ul>		<p><b>As per AMFI Tier 1 Benchmark i.e. Nifty Financial Services TRI</b></p> 
<p><b>Mahindra Manulife Innovation Opportunities Fund</b> (An open-ended equity scheme following the innovation theme)</p>	<ul style="list-style-type: none"> <li>● Capital appreciation over long term</li> <li>● Investment predominantly in equity and equity related securities of companies following innovation theme.</li> </ul>		<p><b>As per AMFI Tier I Benchmark i.e. Nifty 500 TRI</b></p> 
<p><b>Mahindra Manulife Asia Pacific REITs FOF</b> (An open ended fund of fund scheme investing in Manulife Global Fund - Asia Pacific REIT Fund)</p>	<ul style="list-style-type: none"> <li>● Capital appreciation over long term</li> <li>● Investments in units of Manulife Global Fund - Asia Pacific REIT Fund</li> </ul>		<p><b>FTSE EPRA Nareit Asia ex Japan REITs Index</b></p> 
<p><b>Mahindra Manulife Equity Savings Fund</b> (An open ended scheme investing in equity, arbitrage and debt)</p>	<ul style="list-style-type: none"> <li>● Long term capital appreciation and generation of income</li> <li>● Investment in equity and equity related instruments, arbitrage opportunities and debt and money market instruments.</li> </ul>		<p><b>As per AMFI Tier I Benchmark i.e. Nifty Equity Savings TRI</b></p> 
<p><b>Mahindra Manulife Aggressive Hybrid Fund</b> (An open ended hybrid scheme investing predominantly in equity and equity related instruments)</p>	<ul style="list-style-type: none"> <li>● Long term capital appreciation and generation of income;</li> <li>● Investment in equity and equity related instruments and debt and money market instruments</li> </ul>		<p><b>As per AMFI Tier I Benchmark i.e. CRISIL Hybrid 35+65 Aggressive Index</b></p> 
<p><b>Mahindra Manulife Balanced Advantage Fund</b> (An open ended dynamic asset allocation fund)</p>	<ul style="list-style-type: none"> <li>● Capital Appreciation while generating income over medium to long term;</li> <li>● Investments in a dynamically managed portfolio of equity and equity related instruments and debt and money market instruments.</li> </ul>		<p><b>As per AMFI Tier I Benchmark i.e. Nifty 50 Hybrid Composite Debt 50: 50 Index TRI</b></p> 

\*Investors should consult their financial advisers if in doubt about whether the product is suitable for them.

Scheme Name and Type	Product Suitability	Scheme Riskometers	Benchmark Riskometers
	<p><b>This Product is Suitable for investors who are seeking*</b></p>		
<p><b>Mahindra Manulife Multi Asset Allocation Fund</b> (An open ended scheme investing in Equity, Debt, Gold/Silver Exchange Traded Funds (ETFs) and Exchange Traded Commodity Derivatives)</p>	<ul style="list-style-type: none"> <li>● Capital Appreciation while generating income over long term.</li> <li>● Investments across equity and equity related instruments, debt and money market instruments, units of Gold/Silver Exchange Traded Funds (ETFs) and Exchange Traded Commodity Derivatives.</li> </ul>	 <p>The risk of the scheme is Very High</p>	<p>As per AMFI Tier I Benchmark i.e. 45% NIFTY 500 TRI + 40% CRISIL Composite Bond Index + 10% Domestic Price of Physical Gold + 5% Domestic Price of Silver</p>  <p>The risk of the benchmark is High</p>
<p><b>Mahindra Manulife Arbitrage Fund</b> (An open ended scheme investing in arbitrage opportunities)</p>	<ul style="list-style-type: none"> <li>● Income over short term.</li> <li>● Income through arbitrage opportunities between cash and derivative market and arbitrage opportunities within the derivative segment.</li> </ul>	 <p>The risk of the scheme is Low</p>	<p>As per AMFI Tier I Benchmark i.e. Nifty 50 Arbitrage TRI</p>  <p>The risk of the benchmark is Low</p>
<p><b>Mahindra Manulife Income Plus Arbitrage Active FOF</b> (An open-ended fund of fund scheme predominantly investing in units of actively managed debt oriented and arbitrage mutual fund schemes)</p>	<ul style="list-style-type: none"> <li>● Capital appreciation over long term.</li> <li>● Investment in actively managed debt-oriented and arbitrage mutual fund schemes</li> </ul>	 <p>The risk of the scheme is Moderate</p>	<p>As per AMFI Tier I Benchmark i.e. 60% CRISIL Composite Bond Index + 40% Nifty 50 Arbitrage</p>  <p>The risk of the benchmark is Low to Moderate</p>
<p><b>Mahindra Manulife Liquid Fund</b> (An open ended liquid scheme. A relatively low interest rate risk and moderate credit risk)</p>	<ul style="list-style-type: none"> <li>● Regular income over short term</li> <li>● Investment in money market and debt instruments</li> </ul>	 <p>The risk of the scheme is Moderate</p>	<p>As per AMFI Tier I Benchmark i.e. CRISIL Liquid Debt A-I Index</p>  <p>The risk of the benchmark is Low to Moderate</p>
<p><b>Mahindra Manulife Low Duration Fund</b> (An open ended low duration debt scheme investing in instruments such that the Macaulay duration of the Portfolio is between 6 months and 12 months (please refer to page no. 19 of SID). A relatively low interest rate risk and moderate credit risk)</p>	<ul style="list-style-type: none"> <li>● Regular Income over short term.</li> <li>● Investment in debt and money market instruments.</li> </ul>	 <p>The risk of the scheme is Moderate</p>	<p>As per AMFI Tier I Benchmark i.e. CRISIL Low Duration Debt A-I Index</p>  <p>The risk of the benchmark is Low to Moderate</p>
<p><b>Mahindra Manulife Dynamic Bond Fund</b> (An open ended dynamic debt scheme investing across duration. A relatively high interest rate risk and moderate credit risk)</p>	<ul style="list-style-type: none"> <li>● To generate regular returns and capital appreciation through active management of portfolio.</li> <li>● Investments in debt &amp; money market instruments across duration.</li> </ul>	 <p>The risk of the scheme is Moderate</p>	<p>As per AMFI Tier I Benchmark i.e. CRISIL Dynamic Bond A-III Index</p>  <p>The risk of the benchmark is Moderate</p>
<p><b>Mahindra Manulife Overnight Fund</b> (An open ended debt scheme investing in overnight securities. A relatively low interest rate risk and relatively low credit risk)</p>	<ul style="list-style-type: none"> <li>● To generate reasonable returns with high levels of safety and convenience of liquidity over short term</li> <li>● To invest in debt and money market instruments having maturity of upto 1 business day</li> </ul>	 <p>The risk of the scheme is Low</p>	<p>As per AMFI Tier I Benchmark i.e. CRISIL Liquid Overnight Index</p>  <p>The risk of the benchmark is Low</p>
<p><b>Mahindra Manulife Ultra Short Duration Fund</b> (An open ended ultra-short term debt scheme investing in instruments such that the Macaulay duration of the portfolio is between 3 to 6 months (please refer to page no. 17 of SID). A relatively low interest rate risk and moderate credit risk)</p>	<ul style="list-style-type: none"> <li>● Regular Income over short term.</li> <li>● Investment in a portfolio of short term debt and money market instruments.</li> </ul>	 <p>The risk of the scheme is Moderate</p>	<p>As per AMFI Tier I Benchmark i.e. CRISIL Ultra Short Duration Debt A-I Index</p>  <p>The risk of the benchmark is Low to Moderate</p>
<p><b>Mahindra Manulife Short Duration Fund</b> (An open ended short term debt scheme investing in instruments such that the Macaulay duration of the portfolio is between 1 year and 3 years (please refer to page no. 20 of SID). A moderate interest rate risk and moderate credit risk)</p>	<ul style="list-style-type: none"> <li>● Income over short to medium term.</li> <li>● Investment in debt and money market instruments.</li> </ul>	 <p>The risk of the scheme is Moderate</p>	<p>As per AMFI Tier I Benchmark i.e. CRISIL Short Duration Debt A-II Index</p>  <p>The risk of the benchmark is Low to Moderate</p>

\*Investors should consult their financial advisers if in doubt about whether the product is suitable for them.

## Fund Performance as on March 30, 2026

Mahindra Manulife ELSS Tax Saver Fund Managed by Ms. Fatema Pacha & Mr. Neelesh Dhamnaskar	CAGR Returns (%)				Value of Investment of ₹ 10,000*				NAV / Index Value (as on March 30, 2026)
	1 Year	3 Years	5 Years	Since Inception	1 Year (₹)	3 Years (₹)	5 Years (₹)	Since Inception	
Regular Plan - Growth Option	-4.61	10.35	11.00	10.25	9,536	13,439	16,850	25,162	25.1619
Direct Plan - Growth Option	-3.14	12.09	12.82	12.26	9,684	14,085	18,275	29,829	29.8288
Nifty 500 TRI <sup>A</sup>	-2.87	13.22	11.88	12.42	9,712	14,513	17,531	30,252	32,813.14
Nifty 50 TRI <sup>AA</sup>	-3.97	10.03	10.01	11.84	9,601	13,320	16,113	28,795	33,655.43

<sup>A</sup>Benchmark <sup>AA</sup>Additional Benchmark. CAGR - Compounded Annual Growth Rate. Inception/Allotment date: 18-Oct-16. **Past performance may or may not be sustained in future and should not be used as a basis of comparison with other investments.** Since inception returns of the scheme is calculated on face value of Rs. 10 invested at inception. The performance details provided above are of Growth Option under Regular and Direct Plan. Different Plans ie Regular Plan and Direct Plan under the scheme has different expense structure. Ms. Fatema Pacha is managing this scheme since October 16, 2020. Mr. Neelesh Dhamnaskar is managing this scheme since February 16, 2026.  
\*Based on standard investment of Rs. 10,000 made at the beginning of the relevant period.

Mahindra Manulife Multi Cap Fund Managed by Mr. Vishal Jajoo & Ms. Fatema Pacha	CAGR Returns (%)				Value of Investment of ₹ 10,000*				NAV / Index Value (as on March 30, 2026)
	1 Year	3 Years	5 Years	Since Inception	1 Year (₹)	3 Years (₹)	5 Years (₹)	Since Inception	
Regular Plan - Growth Option	1.01	17.06	15.90	14.08	10,101	16,041	20,911	32,251	32.2507
Direct Plan - Growth Option	2.39	18.77	17.76	16.13	10,241	16,752	22,644	37,780	37.7795
Nifty 500 Multicap 50:25:25 TRI <sup>A</sup>	-2.52	15.41	13.75	12.31	9,746	15,372	19,045	28,074	18,552.25
Nifty 50 TRI <sup>AA</sup>	-3.97	10.03	10.01	11.54	9,601	13,320	16,113	26,409	33,655.43

<sup>A</sup>Benchmark <sup>AA</sup>Additional Benchmark. CAGR - Compounded Annual Growth Rate. Inception/Allotment date: 11-May-17. **Past performance may or may not be sustained in future and should not be used as a basis of comparison with other investments.** Since inception returns of the scheme is calculated on face value of Rs. 10 invested at inception. The performance details provided above are of Growth Option under Regular and Direct Plan. Different Plans ie Regular Plan and Direct Plan under the scheme has different expense structure. Mr. Vishal Jajoo is managing this scheme since November 3, 2025. Ms. Fatema Pacha is managing this scheme since October 16, 2020. \*Based on standard investment of Rs. 10,000 made at the beginning of the relevant period.

Mahindra Manulife Mid Cap Fund Managed by Ms. Kirti Dalvi, Mr. Neelesh Dhamnaskar & Mr. Krishna Sanghavi	CAGR Returns (%)				Value of Investment of ₹ 10,000*				NAV / Index Value (as on March 30, 2026)
	1 Year	3 Years	5 Years	Since Inception	1 Year (₹)	3 Years (₹)	5 Years (₹)	Since Inception	
Regular Plan - Growth Option	1.77	21.27	17.87	14.77	10,178	17,836	22,756	30,801	30.8012
Direct Plan - Growth Option	3.19	23.04	19.71	16.66	10,321	18,627	24,587	35,194	35.1943
Nifty Midcap 150 TRI <sup>A</sup>	2.26	20.34	17.50	13.83	10,227	17,427	22,395	28,795	24,753.21
Nifty 50 TRI <sup>AA</sup>	-3.97	10.03	10.01	10.32	9,601	13,320	16,113	22,295	33,655.43

<sup>A</sup>Benchmark <sup>AA</sup>Additional Benchmark. CAGR - Compounded Annual Growth Rate. Inception/Allotment date: 30-Jan-18. **Past performance may or may not be sustained in future and should not be used as a basis of comparison with other investments.** Since inception returns of the scheme is calculated on face value of Rs. 10 invested at inception. The performance details provided above are of Growth Option under Regular and Direct Plan. Different Plans ie Regular Plan and Direct Plan under the scheme has different expense structure. \*Based on standard investment of Rs. 10,000 made at the beginning of the relevant period. Mr. Krishna Sanghavi is managing this scheme since October 24, 2024. Ms. Kirti Dalvi is managing this scheme since December 03, 2024 and Mr. Neelesh Dhamnaskar is managing this scheme since February 16, 2026.

Mahindra Manulife Consumption Fund Managed by Mr. Navin Matta & Ms. Fatema Pacha	CAGR Returns (%)				Value of Investment of ₹ 10,000*				NAV / Index Value (as on March 30, 2026)
	1 Year	3 Years	5 Years	Since Inception	1 Year (₹)	3 Years (₹)	5 Years (₹)	Since Inception	
Regular Plan - Growth Option	-6.42	10.95	10.76	9.34	9,354	13,658	16,671	19,330	19.3296
Direct Plan - Growth Option	-4.81	12.83	12.62	11.22	9,516	14,365	18,113	21,925	21.9253
Nifty India Consumption TRI <sup>A</sup>	-2.73	14.04	12.80	12.42	9,725	14,829	18,260	23,722	13,082.68
Nifty 50 TRI <sup>AA</sup>	-3.97	10.03	10.01	11.93	9,601	13,320	16,113	22,970	33,655.43

<sup>A</sup>Benchmark <sup>AA</sup>Additional Benchmark. CAGR - Compounded Annual Growth Rate. Inception/Allotment date: 13-Nov-18. **Past performance may or may not be sustained in future and should not be used as a basis of comparison with other investments.** Since inception returns of the scheme is calculated on face value of Rs. 10 invested at inception. The performance details provided above are of Growth Option under Regular and Direct Plan. Different Plans ie Regular Plan and Direct Plan under the scheme has different expense structure. \*Based on standard investment of Rs. 10,000 made at the beginning of the relevant period. Mr. Navin Matta is managing this scheme since October 24, 2024. Ms. Fatema Pacha is managing this scheme since December 21, 2020.

Mahindra Manulife Large Cap Fund Managed by Ms. Fatema Pacha & Ms. Kirti Dalvi	CAGR Returns (%)				Value of Investment of ₹ 10,000*				NAV / Index Value (as on March 30, 2026)
	1 Year	3 Years	5 Years	Since Inception	1 Year (₹)	3 Years (₹)	5 Years (₹)	Since Inception	
Regular Plan - Growth Option	-5.15	10.68	9.57	10.77	9,482	13,558	15,791	20,557	20.5572
Direct Plan - Growth Option	-3.57	12.53	11.49	12.77	9,641	14,249	17,229	23,330	23.3297
Nifty 100 TRI <sup>A</sup>	-3.85	11.21	10.30	11.36	9,613	13,753	16,327	21,339	31,501.34
BSE Sensex TRI <sup>AA</sup>	-5.98	8.15	9.05	10.77	9,399	12,649	15,423	20,554	1,12,988.48

<sup>A</sup>Benchmark <sup>AA</sup>Additional Benchmark. CAGR - Compounded Annual Growth Rate. Inception/Allotment date: 15-Mar-2019. **Past performance may or may not be sustained in future and should not be used as a basis of comparison with other investments.** Since inception returns of the scheme is calculated on face value of Rs. 10 invested at inception. The performance details provided above are of Growth Option under Regular and Direct Plan. Different Plans ie Regular Plan and Direct Plan under the scheme has different expense structure. Ms. Fatema Pacha is managing this scheme since December 21, 2020. Ms. Kirti Dalvi is managing this scheme since December 2, 2025. \*Based on standard investment of Rs. 10,000 made at the beginning of the relevant period.

## Fund Performance as on March 30, 2026

Mahindra Manulife Large & Mid Cap Fund Managed by Mr. Neelesh Dhamnaskar & Ms. Kirti Dalvi	CAGR Returns (%)				Value of Investment of ₹ 10,000*				NAV / Index Value (as on March 30, 2026)
	1 Year	3 Years	5 Years	Since Inception	1 Year (₹)	3 Years (₹)	5 Years (₹)	Since Inception	
Regular Plan - Growth Option	-2.13	13.74	12.91	15.02	9,786	14,713	18,349	23,982	23,9818
Direct Plan - Growth Option	-0.69	15.49	14.84	17.01	9,931	15,404	19,970	26,695	26,6948
Nifty Large Midcap 250 TRI <sup>^</sup>	-0.81	15.83	13.96	16.13	9,918	15,539	19,217	25,464	18,939.96
Nifty 50 TRI <sup>^^</sup>	-3.97	10.03	10.01	11.33	9,601	13,320	16,113	19,567	33,655.43

<sup>^</sup>Benchmark <sup>^^</sup>Additional Benchmark. CAGR - Compounded Annual Growth Rate. Inception/Allotment date: 30-Dec-19. **Past performance may or may not be sustained in future and should not be used as a basis of comparison with other investments.** Since inception returns of the scheme is calculated on face value of Rs. 10 invested at inception. The performance details provided above are of Growth Option under Regular and Direct Plan. Different Plans i.e Regular Plan and Direct Plan under the scheme has different expense structure. <sup>\*</sup>Based on standard investment of Rs. 10,000 made at the beginning of the relevant period. Ms. Kirti Dalvi is managing this scheme since December 2, 2025 and Mr. Neelesh Dhamnaskar is managing this scheme since February 16, 2026.

Mahindra Manulife Focused Fund Managed by Mr. Krishna Sanghavi & Ms. Fatema Pacha	CAGR Returns (%)				Value of Investment of ₹ 10,000*				NAV / Index Value (as on March 30, 2026)
	1 Year	3 Years	5 Years	Since Inception	1 Year (₹)	3 Years (₹)	5 Years (₹)	Since Inception	
Regular Plan - Growth Option	-1.89	15.87	15.32	18.21	9,810	15,555	20,391	24,549	24,5492
Direct Plan - Growth Option	-0.34	17.76	17.43	20.42	9,965	16,332	22,333	27,104	27,1042
Nifty 500 TRI <sup>^</sup>	-2.87	13.22	11.88	14.38	9,712	14,513	17,531	20,563	32,813.14
Nifty 50 TRI <sup>^^</sup>	-3.97	10.03	10.01	12.07	9,601	13,320	16,113	18,433	33,655.43

<sup>^</sup>Benchmark <sup>^^</sup>Additional Benchmark. CAGR - Compounded Annual Growth Rate. Inception/Allotment date: 17-Nov-20. **Past performance may or may not be sustained in future and should not be used as a basis of comparison with other investments.** Since inception returns of the scheme is calculated on face value of Rs. 10 invested at inception. The performance details provided above are of Growth Option under Regular and Direct Plan. Different Plans i.e Regular Plan and Direct Plan under the scheme has different expense structure. <sup>\*</sup>Based on standard investment of Rs. 10,000 made at the beginning of the relevant period. Ms. Fatema Pacha is managing this scheme since December 21, 2020.

Mahindra Manulife Flexi Cap Fund Managed by Ms. Fatema Pacha & Mr. Neelesh Dhamnaskar	CAGR Returns (%)			Value of Investment of ₹ 10,000*			NAV / Index Value (as on March 30, 2026)
	1 Year	3 Years	Since Inception	1 Year (₹)	3 Years (₹)	Since Inception	
Regular Plan - Growth Option	-4.51	11.90	8.06	9,547	14,011	14,285	14,2851
Direct Plan - Growth Option	-2.96	13.78	10.02	9,703	14,730	15,523	15,5226
Nifty 500 TRI <sup>^</sup>	-2.87	13.22	9.85	9,712	14,513	15,408	32,813.14
Nifty 50 TRI <sup>^^</sup>	-3.97	10.03	8.00	9,601	13,320	14,251	33,655.43

<sup>^</sup>Benchmark <sup>^^</sup>Additional Benchmark. CAGR - Compounded Annual Growth Rate. Inception/Allotment date: 23-Aug-21. **Past performance may or may not be sustained in future and should not be used as a basis of comparison with other investments.** Since inception returns of the scheme is calculated on face value of Rs. 10 invested at inception. The performance details provided above are of Growth Option under Regular and Direct Plan. Different Plans i.e Regular Plan and Direct Plan under the scheme has different expense structure. Mr. Neelesh Dhamnaskar is managing this scheme since February 16, 2026. <sup>\*</sup>Based on standard investment of Rs. 10,000 made at the beginning of the relevant period.

Mahindra Manulife Small Cap Fund Managed by Mr. Vishal Jajoo, Mr. Neelesh Dhamnaskar & Mr. Krishna Sanghavi	CAGR Returns (%)			Value of Investment of ₹ 10,000*			NAV / Index Value (as on March 30, 2026)
	1 Year	3 Years	Since Inception	1 Year (₹)	3 Years (₹)	Since Inception	
Regular Plan - Growth Option	0.11	20.48	17.77	10,011	17,489	17,150	17,1500
Direct Plan - Growth Option	1.53	22.35	19.64	10,154	18,316	18,069	18,0688
BSE 250 Small Cap TRI <sup>^</sup>	-5.83	16.36	11.69	9,414	15,754	14,399	7,043.82
Nifty 50 TRI <sup>^^</sup>	-3.97	10.03	7.03	9,601	13,320	12,513	33,655.43

<sup>^</sup>Benchmark <sup>^^</sup>Additional Benchmark. CAGR - Compounded Annual Growth Rate. Inception/Allotment date: 12-Dec-22. **Past performance may or may not be sustained in future and should not be used as a basis of comparison with other investments.** Since inception returns of the scheme is calculated on face value of Rs. 10 invested at inception. The performance details provided above are of Growth Option under Regular and Direct Plan. Different Plans i.e Regular Plan and Direct Plan under the scheme has different expense structure. <sup>\*</sup>Based on standard investment of Rs. 10,000 made at the beginning of the relevant period. Mr. Krishna Sanghavi is managing this scheme since October 24, 2024. Mr. Vishal Jajoo is managing this scheme since December 23, 2024 and Mr. Neelesh Dhamnaskar is managing this scheme since February 16, 2026.

Mahindra Manulife Asia Pacific REIT FoF Managed by Mr. Krishna Sanghavi & Mr. Amit Garg	CAGR Returns (%)			Value of Investment of ₹ 10,000*			NAV / Index Value (as on March 30, 2026)
	1 Year	3 Years	Since Inception	1 Year (₹)	3 Years (₹)	Since Inception	
Regular Plan - Growth Option	21.10	4.75	0.45	12,123	11,494	10,202	10,2024
Direct Plan - Growth Option	22.18	5.72	1.42	12,232	11,815	10,646	10,6461
FTSE EPRA Nareit Asia ex Japan REITs Index <sup>^</sup>	21.77	6.88	4.62	12,191	12,210	12,224	3,24,056.55
Nifty 50 TRI <sup>^^</sup>	-3.97	10.03	5.83	9,601	13,320	12,862	33,655.43

<sup>^</sup>Benchmark <sup>^^</sup>Additional Benchmark. CAGR - Compounded Annual Growth Rate. Inception/Allotment date: 20-Oct-21. **Past performance may or may not be sustained in future and should not be used as a basis of comparison with other investments.** Since inception returns of the scheme is calculated on face value of Rs. 10 invested at inception. The performance details provided above are of Growth Option under Regular and Direct Plan. Different Plans i.e Regular Plan and Direct Plan under the scheme has different expense structure. <sup>\*</sup>Based on standard investment of Rs. 10,000 made at the beginning of the relevant period. Mr. Krishna Sanghavi is managing the scheme since January 01, 2025.

## Fund Performance as on March 30, 2026

Mahindra Manulife Equity Savings Fund <small>Managed by Mr. Renjith Sivaram (Equity), Mr. Navin Matta (Equity) &amp; Mr. Rahul Pal (Debt) &amp; Mr. Kush Sonigara (Debt portion)</small>	CAGR Returns (%)				Value of Investment of ₹ 10,000*				NAV / Index Value (as on March 30, 2026)
	1 Year	3 Years	5 Years	Since Inception	1 Year (₹)	3 Years (₹)	5 Years (₹)	Since Inception	
Regular Plan - Growth Option	3.58	9.22	7.95	8.08	10,360	13,029	14,657	20,386	20.3864
Direct Plan - Growth Option	5.29	11.04	9.82	10.06	10,532	13,690	15,977	24,064	24.0643
Nifty Equity Savings TRI <sup>A</sup>	3.11	8.64	7.86	8.67	10,313	12,824	14,596	21,419	6,229.92
CRISIL 10 Yr Gilt Index <sup>AA</sup>	2.11	6.79	4.95	5.25	10,212	12,178	12,731	15,983	5,113.49

<sup>A</sup>Benchmark <sup>AA</sup>Additional Benchmark. CAGR - Compounded Annual Growth Rate. Inception/Allotment date: 1-Feb-17. **Past performance may or may not be sustained in future and should not be used as a basis of comparison with other investments.** Since inception returns of the scheme is calculated on face value of Rs. 10 invested at inception. The performance details provided above are of Growth Option under Regular and Direct Plan. Different Plans i.e Regular Plan and Direct Plan under the scheme has different expense structure. <sup>B</sup>Based on standard investment of Rs. 10,000 made at the beginning of the relevant period. Mr. Renjith Sivaram is managing this scheme since July 03, 2023. Mr. Navin Matta is managing this scheme since December 2, 2025. Mr. Kush Sonigara is managing this scheme since January 01, 2026.

Mahindra Manulife Aggressive Hybrid Fund <small>Managed by Ms. Fatema Pacha (Equity), Ms. Kirti Dalvi (Equity), Mr. Rahul Pal (Debt) &amp; Mr. Amit Garg (Debt)</small>	CAGR Returns (%)				Value of Investment of ₹ 10,000*				NAV / Index Value (as on March 30, 2026)
	1 Year	3 Years	5 Years	Since Inception	1 Year (₹)	3 Years (₹)	5 Years (₹)	Since Inception	
Regular Plan - Growth Option	-1.79	13.47	12.20	14.57	9,820	14,610	17,778	24,876	24.8760
Direct Plan - Growth Option	-0.25	15.31	14.18	16.62	9,974	15,332	19,407	28,018	28.0175
CRISIL Hybrid 35+65 Aggressive Index <sup>A</sup>	-0.61	10.74	9.63	11.36	9,939	13,580	15,835	20,564	19,477.49
Nifty 50 TRI <sup>AA</sup>	-3.97	10.03	10.01	11.79	9,601	13,320	16,113	21,106	33,655.43

<sup>A</sup>Benchmark <sup>AA</sup>Additional Benchmark. CAGR - Compounded Annual Growth Rate. Inception/Allotment date: 19-Jul-19. **Past performance may or may not be sustained in future and should not be used as a basis of comparison with other investments.** Since inception returns of the scheme is calculated on face value of Rs. 10 invested at inception. The performance details provided above are of Growth Option under Regular and Direct Plan. Different Plans i.e Regular Plan and Direct Plan under the scheme has different expense structure. <sup>B</sup>Based on standard investment of Rs. 10,000 made at the beginning of the relevant period. Ms. Fatema Pacha is managing this scheme since October 16, 2020. Ms. Kirti Dalvi is managing this scheme since December 2, 2025. Mr. Amit Garg is managing the scheme since May 02, 2024.

Mahindra Manulife Balanced Advantage Fund <small>Managed by Mr. Neelesh Dhamnaskar (Equity) &amp; Ms. Fatema Pacha (Equity) &amp; Mr. Rahul Pal (Debt) &amp; Mr. Amit Garg (Debt portion)</small>	CAGR Returns (%)			Value of Investment of ₹ 10,000*			NAV / Index Value (as on March 30, 2026)
	1 Year	3 Years	Since Inception	1 Year (₹)	3 Years (₹)	Since Inception	
Regular Plan - Growth Option	-1.39	10.34	7.11	9,860	13,432	13,388	13.3880
Direct Plan - Growth Option	0.25	12.20	9.01	10,025	14,126	14,428	14.4275
Nifty 50 Hybrid Composite Debt 50: 50 Index TRI <sup>A</sup>	-0.62	8.39	6.76	9,937	12,736	13,203	15,397.78
Nifty 50 TRI <sup>AA</sup>	-3.97	10.03	7.56	9,601	13,320	13,629	33,655.43

<sup>A</sup>Benchmark <sup>AA</sup>Additional Benchmark. CAGR - Compounded Annual Growth Rate. Inception/Allotment date: 30-Dec-21. **Past performance may or may not be sustained in future and should not be used as a basis of comparison with other investments.** Since inception returns of the scheme is calculated on face value of Rs. 10 invested at inception. The performance details provided above are of Growth Option under Regular and Direct Plan. Different Plans i.e Regular Plan and Direct Plan under the scheme has different expense structure. <sup>B</sup>Based on standard investment of Rs. 10,000 made at the beginning of the relevant period. Mr. Amit Garg is managing the scheme since January 01, 2026 and Mr. Neelesh Dhamnaskar is managing this scheme since February 16, 2026.

Mahindra Manulife Arbitrage Fund <small>Managed by Mr. Mitul Doshi (Equity), Mr. Navin Matta (Equity) &amp; Mr. Rahul Pal (Debt)</small>	CAGR Returns (%)				Value of Investment of ₹ 10,000*				NAV / Index Value (as on March 30, 2026)
	1 Year	3 Years	5 Years	Since Inception	1 Year (₹)	3 Years (₹)	5 Years (₹)	Since Inception	
Regular Plan - Growth Option	5.30	5.74	4.79	4.55	10,533	11,823	12,638	12,831	12.8314
Direct Plan - Growth Option	6.12	6.58	5.65	5.41	10,615	12,107	13,162	13,432	13.4316
Nifty 50 Arbitrage <sup>A</sup>	7.24	7.68	6.41	6.14	10,729	12,487	13,643	13,960	2,657.26
CRISIL 1 Yr T-Bill Index <sup>AA</sup>	5.30	6.66	5.64	5.43	10,533	12,134	13,156	13,443	8,028.29

<sup>A</sup>Benchmark <sup>AA</sup>Additional Benchmark. CAGR - Compounded Annual Growth Rate. Inception/Allotment date: 24-Aug-20. **Past performance may or may not be sustained in future and should not be used as a basis of comparison with other investments.** Since inception returns of the scheme is calculated on face value of Rs. 10 invested at inception. The performance details provided above are of Growth Option under Regular and Direct Plan. Different Plans i.e Regular Plan and Direct Plan under the scheme has different expense structure. <sup>B</sup>Based on standard investment of Rs. 10,000 made at the beginning of the relevant period. Mr. Navin Matta is managing this scheme since October 24, 2024. Mr. Mitul Doshi is managing this scheme since May 02, 2025.

Mahindra Manulife Liquid Fund <small>Managed by Mr. Rahul Pal &amp; Mr. Amit Garg</small>	Simple Annualised Returns (%)			CAGR Returns (%)				Value of Investment of ₹ 10,000*				NAV / Index Value (as on March 31, 2026)
	7 Days	15 Days	30 days	1 Year	3 Years	5 Years	Since Inception	1 Year (₹)	3 Years (₹)	5 Years (₹)	Since Inception	
Regular Plan - Growth Option	8.17	6.82	5.84	6.14	6.88	5.94	6.06	10,614	12,213	13,348	17,739	1,774.2041
Direct Plan - Growth Option	8.28	6.93	5.95	6.26	7.00	6.06	6.18	10,626	12,254	13,422	17,944	1,794.7300
CRISIL Liquid Debt A-I Index <sup>A</sup>	7.95	6.82	5.80	6.07	6.85	5.98	6.01	10,607	12,202	13,371	17,658	4,514.19
CRISIL 1 Yr T-Bill Index <sup>AA</sup>	1.51	2.26	2.49	5.30	6.66	5.64	6.03	10,530	12,136	13,158	17,698	8,029.48

<sup>A</sup>Benchmark <sup>AA</sup>Additional Benchmark. CAGR - Compounded Annual Growth Rate. Inception/Allotment date: 04-Jul-16. **Past performance may or may not be sustained in future and should not be used as a basis of comparison with other investments.** Since inception returns of the scheme is calculated on face value of Rs. 1,000 invested at inception. The performance details provided above are of Growth Option under Regular and Direct Plan. Different Plans i.e Regular Plan and Direct Plan under the scheme has different expense structure. <sup>B</sup>Based on standard investment of Rs. 10,000 made at the beginning of the relevant period. Mr. Amit Garg is managing the scheme since June 8, 2020.

## Fund Performance as on March 30, 2026

Mahindra Manulife Low Duration Fund Managed by Mr. Rahul Pal & Mr. Amit Garg	CAGR Returns (%)				Value of Investment of ₹ 10,000*				NAV / Index Value (as on March 30, 2026)
	1 Year	3 Years	5 Years	Since Inception	1 Year (₹)	3 Years (₹)	5 Years (₹)	Since Inception	
Regular Plan - Growth Option	6.00	6.70	5.58	5.99	10,603	12,148	13,118	16,995	1,699.4704
Direct Plan - Growth Option	6.83	7.54	6.41	6.87	10,687	12,437	13,646	18,336	1,833.6266
CRISIL Low Duration Debt A-I Index <sup>^</sup>	6.36	7.19	6.17	6.63	10,640	12,316	13,492	17,964	8,362.98
CRISIL 1 Yr T-Bill Index <sup>^^</sup>	5.30	6.66	5.64	5.97	10,533	12,134	13,156	16,965	8,028.29

<sup>^</sup>Benchmark <sup>^^</sup>Additional Benchmark. CAGR - Compounded Annual Growth Rate. Inception/Allotment date: 15-Feb-17. Past performance may or may not be sustained in future and should not be used as a basis of comparison with other investments. Since inception returns of the scheme is calculated on face value of Rs. 1,000 invested at inception. The performance details provided above are of Growth Option under Regular and Direct Plan. Different Plans i.e Regular Plan and Direct Plan under the scheme has different expense structure. \*Based on standard investment of Rs. 10,000 made at the beginning of the relevant period. Mr. Amit Garg is managing the scheme since January 01, 2026.

Mahindra Manulife Dynamic Bond Fund Managed by Mr. Rahul Pal & Mr. Kush Sonigara	CAGR Returns (%)				Value of Investment of ₹ 10,000*				NAV / Index Value (as on March 30, 2026)
	1 Year	3 Years	5 Years	Since Inception	1 Year (₹)	3 Years (₹)	5 Years (₹)	Since Inception	
Regular Plan - Growth Option	3.22	6.18	4.56	5.00	10,324	11,970	12,496	14,501	14.5005
Direct Plan - Growth Option	4.44	7.42	5.75	6.19	10,446	12,397	13,224	15,797	15.7965
CRISIL Dynamic Bond A-III Index <sup>^</sup>	3.10	6.62	5.60	7.28	10,311	12,121	13,130	17,080	5,916.43
CRISIL 10 Yr Gilt Index <sup>^^</sup>	2.11	6.79	4.95	6.50	10,212	12,178	12,731	16,151	5,113.49

<sup>^</sup>Benchmark <sup>^^</sup>Additional Benchmark. CAGR - Compounded Annual Growth Rate. Inception/Allotment date: 20-Aug-18. Past performance may or may not be sustained in future and should not be used as a basis of comparison with other investments. Since inception returns of the scheme is calculated on face value of Rs. 10 invested at inception. The performance details provided above are of Growth Option under Regular and Direct Plan. Different Plans i.e Regular Plan and Direct Plan under the scheme has different expense structure. \*Based on standard investment of Rs. 10,000 made at the beginning of the relevant period. Mr. Kush Sonigara is managing the scheme since January 01, 2026.

Mahindra Manulife Overnight Fund Managed by Mr. Rahul Pal & Mr. Amit Garg	Simple Annualised Returns (%)			CAGR Returns (%)				Value of Investment of ₹ 10,000*				NAV / Index Value (as on March 31, 2026)
	7 Days	15 Days	30 days	1 Year	3 Years	5 Years	Since Inception	1 Year (₹)	3 Years (₹)	5 Years (₹)	Since Inception	
Regular Plan - Growth Option	5.46	5.48	5.15	5.39	6.19	5.43	4.99	10,539	11,978	13,027	13,849	1,384.8847
Direct Plan - Growth Option	5.56	5.58	5.25	5.50	6.30	5.54	5.09	10,550	12,014	13,093	13,943	1,394.2901
CRISIL Liquid Overnight Index <sup>^</sup>	5.58	5.39	5.14	5.47	6.32	5.56	5.12	10,547	12,019	13,109	13,971	3,644.15
CRISIL 1 Yr T-Bill Index <sup>^^</sup>	1.51	2.26	2.49	5.30	6.66	5.64	5.68	10,530	12,136	13,158	14,473	8,029.48

<sup>^</sup>Benchmark <sup>^^</sup>Additional Benchmark. CAGR - Compounded Annual Growth Rate. Inception/Allotment date: 23-Jul-19. Past performance may or may not be sustained in future and should not be used as a basis of comparison with other investments. Since inception returns of the scheme is calculated on face value of Rs. 1,000 invested at inception. The performance details provided above are of Growth Option under Regular and Direct Plan. Different Plans i.e Regular Plan and Direct Plan under the scheme has different expense structure. \*Based on standard investment of Rs. 10,000 made at the beginning of the relevant period. Mr. Amit Garg is managing the scheme since June 8, 2020.

Mahindra Manulife Ultra Short Duration Fund Managed by Mr. Rahul Pal & Mr. Amit Garg	CAGR Returns (%)				Value of Investment of ₹ 10,000*				NAV / Index Value (as on March 30, 2026)
	1 Year	3 Years	5 Years	Since Inception	1 Year (₹)	3 Years (₹)	5 Years (₹)	Since Inception	
Regular Plan - Growth Option	6.17	6.85	5.82	5.75	10,621	12,199	13,271	14,343	1,434.3281
Direct Plan - Growth Option	6.62	7.30	6.27	6.19	10,666	12,353	13,552	14,738	1,473.7783
CRISIL Ultra Short Duration Debt A-I Index <sup>^</sup>	6.44	7.19	6.25	6.07	10,647	12,316	13,538	14,630	8,457.48
CRISIL 1 Yr T-Bill Index <sup>^^</sup>	5.30	6.66	5.64	5.60	10,533	12,134	13,156	14,218	8,028.29

<sup>^</sup>Benchmark <sup>^^</sup>Additional Benchmark. CAGR - Compounded Annual Growth Rate. Inception/Allotment date: 17-Oct-19. Past performance may or may not be sustained in future and should not be used as a basis of comparison with other investments. Since inception returns of the scheme is calculated on face value of Rs. 1,000 invested at inception. The performance details provided above are of Growth Option under Regular and Direct Plan. Different Plans i.e Regular Plan and Direct Plan under the scheme has different expense structure. \*Based on standard investment of Rs. 10,000 made at the beginning of the relevant period. Mr. Amit Garg is managing the scheme since June 8, 2020.

Mahindra Manulife Short Duration Fund Managed by Mr. Rahul Pal & Mr. Kush Sonigara	CAGR Returns (%)				Value of Investment of ₹ 10,000*				NAV / Index Value (as on March 30, 2026)
	1 Year	3 Years	5 Years	Since Inception	1 Year (₹)	3 Years (₹)	5 Years (₹)	Since Inception	
Regular Plan - Growth Option	5.49	6.72	5.53	5.53	10,553	12,155	13,088	13,157	13.1572
Direct Plan - Growth Option	6.50	7.75	6.55	6.55	10,654	12,511	13,733	13,819	13.8186
CRISIL Short Duration Debt A-II Index <sup>^</sup>	6.16	7.25	6.09	6.14	10,620	12,336	13,442	13,548	5,202.94
CRISIL 1 Yr T-Bill Index <sup>^^</sup>	5.30	6.66	5.64	5.62	10,533	12,134	13,156	13,213	8,028.29

<sup>^</sup>Benchmark <sup>^^</sup>Additional Benchmark. CAGR - Compounded Annual Growth Rate. Inception/Allotment date: 23-Feb-21. Past performance may or may not be sustained in future and should not be used as a basis of comparison with other investments. Since inception returns of the scheme is calculated on face value of Rs. 1,000 invested at inception. The performance details provided above are of Growth Option under Regular and Direct Plan. Different Plans i.e Regular Plan and Direct Plan under the scheme has different expense structure. \*Based on standard investment of Rs. 10,000 made at the beginning of the relevant period. Mr. Kush Sonigara is managing the scheme since January 01, 2026.

## Fund Performance as on March 30, 2026

Mahindra Manulife Business Cycle Fund Managed by Mr. Krishna Sanghavi, Mr. Vishal Jajoo & Mr. Renjith Sivaram	CAGR Returns (%)		Value of Investment of ₹ 10,000*		NAV / Index Value (as on March 30, 2026)
	1 Year	Since Inception	1 Year (₹)	Since Inception	
Regular Plan - Growth Option	3.46	13.74	10,348	13,886	13.8864
Direct Plan - Growth Option	5.15	15.70	10,518	14,507	14.5067
Nifty 500 TRI <sup>A</sup>	-2.87	7.03	9,712	11,892	32,813.14
Nifty 50 TRI <sup>AA</sup>	-3.97	5.54	9,601	11,474	33,655.43

<sup>A</sup>Benchmark <sup>AA</sup>Additional Benchmark. CAGR - Compounded Annual Growth Rate. Inception/Allotment date: 11-Sep-23. **Past performance may or may not be sustained in future and should not be used as a basis of comparison with other investments.** Since inception returns of the scheme is calculated on face value of Rs. 10 invested at inception. The performance details provided above are of Growth Option under Regular and Direct Plan. Different Plans i.e Regular Plan and Direct Plan under the scheme has different expense structure. \*Based on standard investment of Rs. 10,000 made at the beginning of the relevant period. Mr. Vishal Jajoo is managing this scheme since May 02, 2025.

Mahindra Manulife Manufacturing Fund Managed by Mr. Renjith Sivaram & Mr. Navin Matta	CAGR Returns (%)		Value of Investment of ₹ 10,000*		NAV / Index Value (as on March 30, 2026)
	1 Year	Since Inception	1 Year (₹)	Since Inception	
Regular Plan - Growth Option	2.24	-5.74	10,226	9,010	9.0097
Direct Plan - Growth Option	3.85	-4.23	10,387	9,266	9.2659
Nifty India Manufacturing TRI <sup>A</sup>	7.90	-1.62	10,794	9,716	18,324.94
Nifty 50 TRI <sup>AA</sup>	-3.97	-1.93	9,601	9,662	33,655.43

<sup>A</sup>Benchmark <sup>AA</sup>Additional Benchmark. CAGR - Compounded Annual Growth Rate. Inception/Allotment date: 24-Jun-24. **Past performance may or may not be sustained in future and should not be used as a basis of comparison with other investments.** Since inception returns of the scheme is calculated on face value of Rs. 10 invested at inception. The performance details provided above are of Growth Option under Regular and Direct Plan. Different Plans i.e Regular Plan and Direct Plan under the scheme has different expense structure. \*Based on standard investment of Rs. 10,000 made at the beginning of the relevant period. Mr. Navin Matta is managing this scheme since December 2, 2025.

Mahindra Manulife Multi Asset Allocation Fund Managed by Mr. Renjith Sivaram (Equity) & Mr. Rahul Pal (Debt) & Mr. Kush Sonigara (Debt portion)	CAGR Returns (%)		Value of Investment of ₹ 10,000*		NAV / Index Value (as on March 30, 2026)
	1 Year	Since Inception	1 Year (₹)	Since Inception	
Regular Plan - Growth Option	13.14	12.45	11,322	12,714	12.7143
Direct Plan - Growth Option	14.98	14.30	11,506	13,145	13.1449
45% Nifty 500 TRI + 40% CRISIL Composite Bond Index + 10% Domestic Price of Physical Gold + 5% Domestic Price of Silver <sup>A</sup>	11.11	12.12	11,118	12,638	12.6375
Nifty 50 TRI <sup>AA</sup>	-3.97	1.90	9,601	10,393	33,655.43

<sup>A</sup>Benchmark <sup>AA</sup>Additional Benchmark. CAGR - Compounded Annual Growth Rate. Inception/Allotment date: 13-Mar-24. **Past performance may or may not be sustained in future and should not be used as a basis of comparison with other investments.** Since inception returns of the scheme is calculated on face value of Rs. 10 invested at inception. The performance details provided above are of Growth Option under Regular and Direct Plan. Different Plans i.e Regular Plan and Direct Plan under the scheme has different expense structure. \*Based on standard investment of Rs. 10,000 made at the beginning of the relevant period. Mr. Kush Sonigara is managing this fund since January 01, 2026.

Mahindra Manulife Value Fund Managed by Mr. Krishna Sanghavi & Mr. Vishal Jajoo	CAGR Returns (%)		Value of Investment of ₹ 10,000*		NAV / Index Value (as on March 30, 2026)
	1 Year	Since Inception	1 Year (₹)	Since Inception	
Regular Plan - Growth Option	3.25	7.78	10,327	10,838	10.8354
Direct Plan - Growth Option	5.11	9.74	10,513	11,050	11.0463
Nifty 500 TRI <sup>A</sup>	-2.87	3.89	9,712	10,418	32,813.14
Nifty 50 TRI <sup>AA</sup>	-3.97	1.95	9,601	10,210	33,655.43

<sup>A</sup>Benchmark <sup>AA</sup>Additional Benchmark. Inception/Allotment date: 03-Mar-25. **Past performance may or may not be sustained in future and should not be used as a basis of comparison with other investments.** Since inception returns of the scheme is calculated on face value of Rs. 10 invested at inception. The performance details provided above are of Growth Option under Regular and Direct Plan. Different Plans i.e Regular Plan and Direct Plan under the scheme has different expense structure. \*Based on standard investment of Rs. 10,000 made at the beginning of the relevant period.

Mahindra Manulife Banking & Financial Services Fund Managed by Mr. Vishal Jajoo & Mr. Chetan Sanjay Gindodia	Simple Annualised Returns (%)		Value of Investment of ₹ 10,000*		NAV / Index Value (as on March 30, 2026)
	6 Months	Since Inception	6 Months (₹)	Since Inception	
Regular Plan - Growth Option	-11.56	-10.16	9,427	9,279	9.2900
Direct Plan - Growth Option	-9.84	-8.46	9,512	9,401	9.4088
Nifty Financial Services TRI	-19.17	-15.83	9,049	8,866	29,861.67
Nifty 50 TRI	-18.19	-14.45	9,098	8,967	33,655.43

<sup>A</sup>Benchmark <sup>AA</sup>Additional Benchmark. Inception/Allotment date: 18-Jul-25. **Past performance may or may not be sustained in future and should not be used as a basis of comparison with other investments.** Since inception returns of the scheme is calculated on face value of Rs. 10 invested at inception. The performance details provided above are of Growth Option under Regular and Direct Plan. Different Plans i.e Regular Plan and Direct Plan under the scheme has different expense structure. \*Based on standard investment of Rs. 10,000 made at the beginning of the relevant period. Simple annualized returns have been provided as per the extant guidelines since the scheme has completed 6 months but not 1 year.

**Note:**

- The performance data of Mahindra Manulife Income Plus Arbitrage Active FOF has not been provided as the scheme has not completed 6 months since inception. The said Scheme is managed by Mr. Amit Garg, Mr. Rahul Pal & Mr. Mitul Doshi
- The performance data of Mahindra Manulife Innovation Opportunities Fund has not been provided as the scheme has not completed 6 months since inception. The said Scheme is managed by Ms. Kirti Dalvi & Mr. Renjith Sivaram
- As March 31, 2026 was a non-business days, the schemes returns disclosed are as on March 30, 2026, except for Mahindra Manulife Liquid Fund and Mahindra Manulife Overnight Fund which is as of March 31, 2026.