

# Mahindra Manulife Multi Asset Allocation Fund

(An open ended scheme investing in Equity, Debt, Gold/Silver Exchange Traded Funds (ETFs) and Exchange Traded Commodity Derivatives)



## Investment Objective

The investment objective of the Scheme is to seek to generate long-term capital appreciation and income by investing in equity and equity related securities, debt & money market instruments, Gold/Silver ETFs and Exchange Traded Commodity Derivatives (ETCDs) as permitted by SEBI from time to time. However, there can be no assurance that the investment objective of the Scheme will be achieved.



## Fund Features

**Professional Asset Allocation** Asset Allocation shall be rebalanced regularly by fund managers based on evolving market dynamics

**Diversified Portfolio** Portfolio that aims to combine stability of fixed income, growth potential of equity and tactical exposure to gold/silver



## Fund Manager and Experience

**Fund Manager (Equity):** Mr. Renjith Sivaram  
**Total Experience:** 14 years

Experience in managing this fund: 2 years and 2 months (managing since March 13, 2024)

**Fund Manager (Debt):** Mr. Rahul Pal  
**Total Experience:** 22 years

Experience in managing this fund: 2 years and 2 months (managing since March 13, 2024)

**Fund Manager (Debt):** Mr. Kush Sonigara  
**Total Experience:** 13 years

Experience in managing this fund: 5 months (managing since January 01, 2026)



## Scheme Details

**Date of allotment:** March 13, 2024

**Benchmark:** 45% NIFTY 500 TRI + 40% CRISIL Composite Bond Index + 10% Domestic Price of Physical Gold + 5% Domestic Price of Silver

**Option:** IDCW (IDCW Option will have IDCW Reinvestment (D) & IDCW Payout facility) and Growth (D) D-Default

**Minimum Application Amount:** Rs. 1,000/- and in multiples of Re. 1/- thereafter

**Minimum Additional Purchase Amount:** Rs. 1,000/- and in multiples of Re. 1/- thereafter

**Minimum amount for redemption/switch out:** Rs. 1,000/- or 100 units or account balance, whichever is lower

**Minimum Weekly & Monthly SIP Amount:** Rs 500 and in multiples of Re 1 thereafter

**Minimum Weekly & Monthly SIP Installments:** 6

**Minimum Quarterly SIP Amount:** Rs 1,500 and in multiples of Re 1 thereafter

**Minimum Quarterly SIP installments:** 4

**Monthly AAUM as on May 31, 2026**

(Rs. in Cr.): 1,114.43

**Monthly AAUM as on May 31, 2026**

(Rs. in Cr.): 1,117.94

**Base Expense Ratio<sup>1</sup> as on May 31, 2026:** Regular Plan: 1.63%  
Direct Plan: 0.25%

**Load Structure:**

**Entry Load:** N.A.

**Exit Load:** • An Exit Load of 0.5% is payable if Units are redeemed / switched-out up to 3 months from the date of allotment;

• Nil if Units are redeemed / switched-out after 3 months from the date of allotment.

Redemption /Switch-Out of Units would be done on First in First out Basis (FIFO).



## Portfolio Information

Annualised Portfolio YTM <sup>2*</sup>	7.65% <sup>3</sup>
Macaulay Duration <sup>1</sup>	2.50 years <sup>3</sup>
Modified Duration <sup>1</sup>	2.36 years <sup>3</sup>
Residual Maturity <sup>1</sup>	3.79 years <sup>3</sup>
As on (Date)	May 31, 2026
Portfolio Turnover Ratio (Last 1 year)	0.55

<sup>1</sup>In case of semi annual YTM, it will be annualised

<sup>2</sup>For debt component



## NAV as on May 29, 2026:

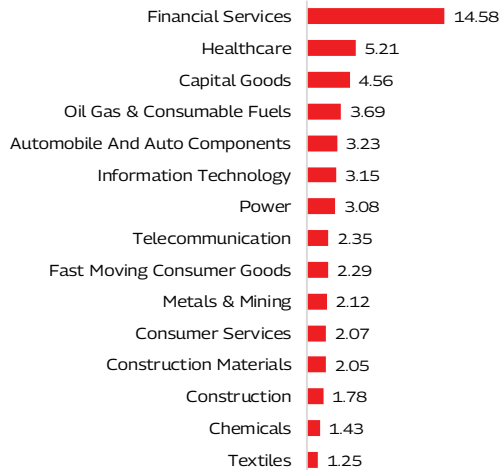
NAV/Unit	Regular Plan (In Rs.)	Direct Plan (In Rs.)
IDCW	12.5705	13.0506
Growth	13.3815	13.8703

## Portfolio (• Top Ten Holdings - Issuer wise) as on May 31, 2026

Company / Issuer	% of Net Assets	Company / Issuer	Rating	% of Net Assets
<b>Automobile And Auto Components</b>	<b>3.23</b>	• Reliance Industries Limited		2.41
Shriram Pistons and Rings Ltd	1.10	Oil & Natural Gas Corporation Limited		0.70
Mahindra & Mahindra Limited	0.99	GAIL (India) Limited		0.58
Maruti Suzuki India Limited	0.62	<b>Power</b>		<b>3.08</b>
LG Balakrishnan & Bros Limited	0.52	• NTPC Limited		1.22
<b>Capital Goods</b>	<b>4.56</b>	Tata Power Company Limited		1.13
Inox India Limited	0.74	Power Grid Corporation of India Limited		0.73
PTC Industries Limited	0.73	<b>Realty</b>		<b>3.83</b>
Hindustan Aeronautics Limited	0.68	• Brookfield India Real Estate Trust		2.20
Carborundum Universal Limited	0.63	Embassy Office Parks REIT		0.90
Kirloskar Brothers Limited	0.60	Nexus Select Trust - REIT		0.73
Tega Industries Limited	0.59	<b>Telecommunication</b>		<b>2.35</b>
Technocraft Industries (India) Limited	0.59	• Bharti Airtel Limited		2.35
<b>Chemicals</b>	<b>1.43</b>	<b>Textiles</b>		<b>1.25</b>
Coromandel International Limited	0.96	S. P. Apparels Limited		0.69
Archean Chemical Industries Limited	0.47	K.P.R. Mill Limited		0.56
<b>Construction</b>	<b>1.78</b>	<b>Equity and Equity Related Total</b>		<b>56.67</b>
Larsen & Toubro Limited	1.15	<b>Exchange Traded Funds (ETF)</b>		<b>11.18</b>
ISGEC Heavy Engineering Limited	0.63	ICICI Prudential Gold ETF		9.84
<b>Construction Materials</b>	<b>2.05</b>	Nippon India Silver ETF		1.34
Grasim Industries Limited	0.80	<b>Certificate of Deposit</b>		<b>0.87</b>
Shree Cement Limited	0.70	HDFC Bank Limited	CRISIL A1+	0.87
JK Cement Limited	0.55	<b>Commercial Paper</b>		<b>4.45</b>
<b>Consumer Services</b>	<b>2.07</b>	ICICI Securities Limited	CRISIL A1+	4.45
Aditya Vision Ltd	1.24	<b>Corporate Bond</b>		<b>16.28</b>
Eternal Limited	0.83	Bajaj Finance Limited	CRISIL AAA	3.96
<b>Fast Moving Consumer Goods</b>	<b>2.29</b>	TVS Credit Services Limited	CRISIL AA+	2.24
ITC Limited	0.68	Shriram Finance Limited	CRISIL AAA	2.03
Tata Consumer Products Limited	0.64	Bharti Telecom Limited	CRISIL AAA	1.75
Hindustan Unilever Limited	0.49	Small Industries Dev Bank of India	CRISIL AAA	1.33
Triveni Engineering & Industries Limited	0.48	Power Finance Corporation Limited	CRISIL AAA	1.33
<b>Financial Services</b>	<b>14.58</b>	National Housing Bank	CARE AAA	1.32
• HDFC Bank Limited	3.66	LIC Housing Finance Limited	CRISIL AAA	0.89
• ICICI Bank Limited	2.80	Godrej Industries Limited	CRISIL AA+	0.76
• State Bank of India	1.77	Kotak Mahindra Investments Limited	CRISIL AAA	0.45
• Axis Bank Limited	1.42	Sundaram Finance Limited	ICRA AAA	0.22
Kotak Mahindra Bank Limited	0.87	<b>Government Bond</b>		<b>2.34</b>
Bajaj Finance Limited	0.87	6.68% GOI (MD 07/07/2040)	SOV	1.31
L&T Finance Limited	0.79	6.9% GOI (MD 15/04/2065)	SOV	0.60
Shriram Finance Limited	0.75	7.24% GOI (MD 18/08/2055)	SOV	0.43
Nippon Life India Asset Management Limited	0.64	<b>Floating Rate Note</b>		<b>1.48</b>
SBI Life Insurance Company Limited	0.54	Muthoot Finance Limited	CRISIL AA+	1.01
Union Bank of India	0.47	Cholamandalam Investment and Finance Company Ltd	ICRA AA+	0.47
<b>Healthcare</b>	<b>5.21</b>	<b>InvIT</b>		<b>0.57</b>
• Divi's Laboratories Limited	1.58	Raajmarg Infra Investment Trust		0.57
Sun Pharmaceutical Industries Limited	1.13	<b>State Government Bond</b>		<b>1.93</b>
Acutaas Chemicals Limited	1.09	6.98% Maharashtra SDL	SOV	1.06
Anthem Biosciences Limited	0.72	(MD 25/06/2037)		
Gland Pharma Limited	0.69	7.63% Maharashtra SDL	SOV	0.44
<b>Information Technology</b>	<b>3.15</b>	(MD 31/01/2036)		
• Infosys Limited	1.25	7.25% Maharashtra SDL	SOV	0.43
Tech Mahindra Limited	1.07	(MD 12/11/2037)		
Persistent Systems Limited	0.83	<b>Cash &amp; Net Receivables/(Payables)</b>		<b>4.23</b>
<b>Metals &amp; Mining</b>	<b>2.12</b>	<b>Grand Total</b>		<b>100.00</b>
Tata Steel Limited	1.13			
Hindalco Industries Limited	0.99			
<b>Oil Gas &amp; Consumable Fuels</b>	<b>3.69</b>			

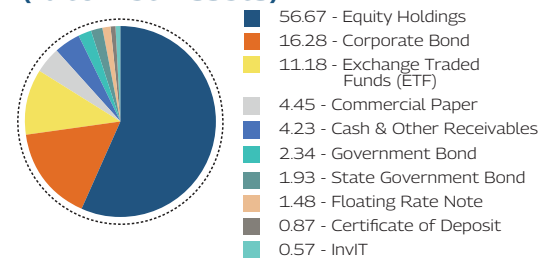
<sup>3</sup>Includes Real Estate Investment Trusts (REIT)

## SECTOR ALLOCATION (%)



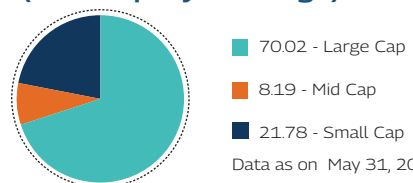
Data as on May 31, 2026

## ASSET ALLOCATION (% to Net Assets)



Data as on May 31, 2026

## MARKET CAPITALIZATION (% of Equity Holdings)



Data as on May 31, 2026

As per the latest Market Capitalisation data provided by AMFI (In line with the applicable SEBI guidelines)

## IDCW HISTORY

Record Date	Plan(s) / Option(s)	IDCW	Face Value	Cum-IDCW NAV
		(Rs. per unit)	(Rs. per unit)	(Rs. per unit)
13-Mar-25	Regular IDCW	0.25	10	10.8887
13-Mar-25	Direct IDCW	0.25	10	11.0667
10-Mar-26	Regular IDCW	0.50	10	13.0871
10-Mar-26	Direct IDCW	0.50	10	13.5207

<sup>1</sup>Base Expense Ratio excludes Brokerage Fees, Transaction Cost and other applicable statutory levies. For details of the Total Expense Ratio (TER), please refer the TER disclosure available on the website by visiting the link - <https://www.mahindramanulife.com/downloads#mandatory-disclosures>

<sup>2</sup>Yield to maturity should not be construed as minimum return offered by the Scheme.

**IDCW: Income Distribution cum Capital Withdrawal. Note:** Pursuant to payment of IDCW, the NAV of the IDCW Option(s) of the Scheme/Plan(s) falls to the extent of payout and statutory levy, if any. Past performance may or may not be sustained in future and should not be used as a basis for comparison with other investments. For complete list of IDCWs, visit [www.mahindramanulife.com](http://www.mahindramanulife.com).

<sup>3</sup>Calculated on amount invested in debt securities (including accrued interest), deployment of funds in TREPES and Reverse Repo and net receivable / payable.

**Note:** As May 30 & 31, 2026 were non-business day, the NAV disclosed above is as on May 29, 2026.

Please refer Page no. 37 for Product labelling and Benchmark Riskometer