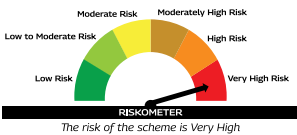
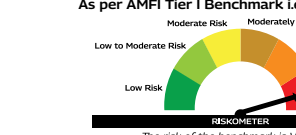

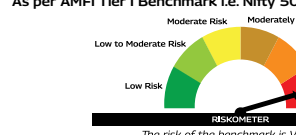

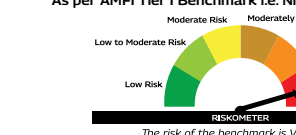






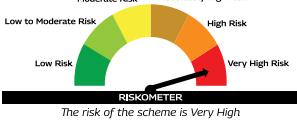
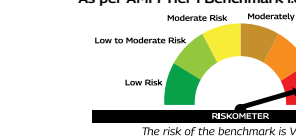

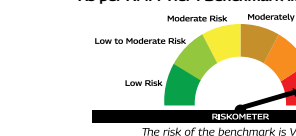
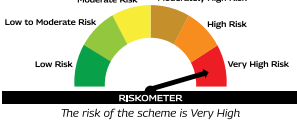
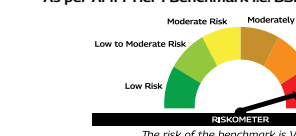


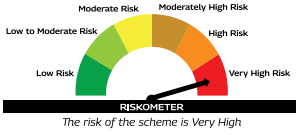
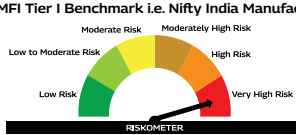
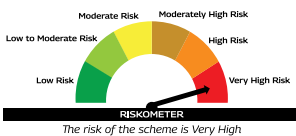




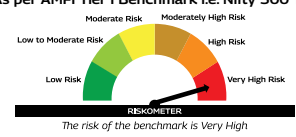

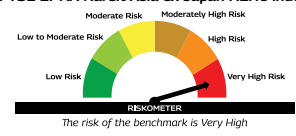
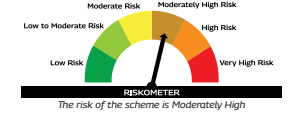
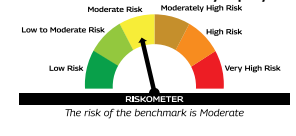

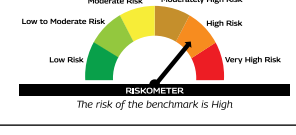




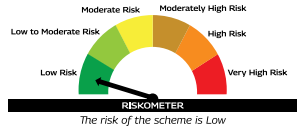
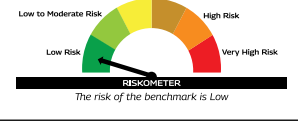

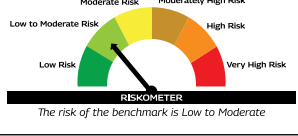
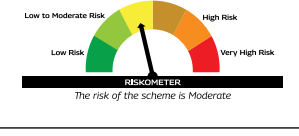
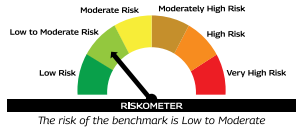
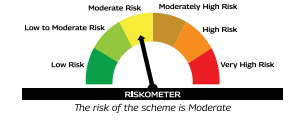

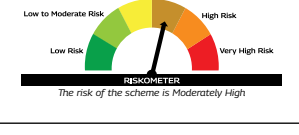
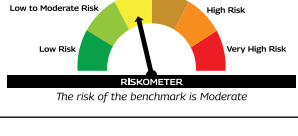

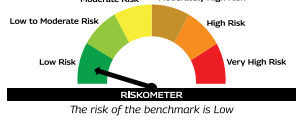

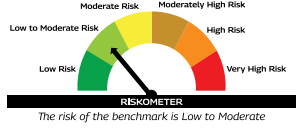
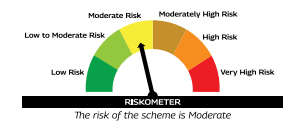
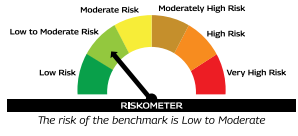


Scheme Name and Type	Product Suitability	Scheme Riskmeters	Benchmark Riskmeters
	<p>This Product is Suitable for investors who are seeking*</p>		
<p>Mahindra Manulife ELSS Tax Saver Fund (An open ended equity linked savings scheme with a statutory lock in of 3 years and tax benefit)</p>	<ul style="list-style-type: none"> ● Long term capital appreciation ● Investment predominantly in equity and equity related securities. 	 <p>The risk of the scheme is Very High</p>	<p>As per AMFI Tier I Benchmark i.e. Nifty 500 TRI</p>  <p>The risk of the benchmark is Very High</p>
<p>Mahindra Manulife Multi Cap Fund (Multi Cap Fund - An open-ended equity scheme investing across large cap, mid cap, small cap stocks)</p>	<ul style="list-style-type: none"> ● Medium to Long term capital appreciation. ● Investment predominantly in equity and equity related securities including derivatives. 	 <p>The risk of the scheme is Very High</p>	<p>As per AMFI Tier I Benchmark i.e. Nifty 500 Multicap 50:25:25 TRI</p>  <p>The risk of the benchmark is Very High</p>
<p>Mahindra Manulife Mid Cap Fund (Mid Cap Fund - An open ended equity scheme predominantly investing in mid cap stocks)</p>	<ul style="list-style-type: none"> ● Long term capital appreciation ● Investment predominantly in equity and equity related securities including derivatives of mid cap companies. 	 <p>The risk of the scheme is Very High</p>	<p>As per AMFI Tier I Benchmark i.e. Nifty Midcap 150 TRI</p>  <p>The risk of the benchmark is Very High</p>
<p>Mahindra Manulife Consumption Fund (An open ended equity scheme following Consumption theme)</p>	<ul style="list-style-type: none"> ● Long term capital appreciation ● Investment predominantly in equity and equity related securities including derivatives of entities engaged in and/ or expected to benefit from the consumption led demand in India. 	 <p>The risk of the scheme is Very High</p>	<p>As per AMFI Tier I Benchmark i.e. Nifty India Consumption TRI</p>  <p>The risk of the benchmark is Very High</p>
<p>Mahindra Manulife Large Cap Fund (Large Cap Fund - An open ended equity scheme predominantly investing in large cap stocks)</p>	<ul style="list-style-type: none"> ● Long term capital appreciation ● Investment predominantly in equity and equity related securities including derivatives of large cap companies. 	 <p>The risk of the scheme is Very High</p>	<p>As per AMFI Tier I Benchmark i.e. Nifty 100 TRI</p>  <p>The risk of the benchmark is Very High</p>
<p>Mahindra Manulife Large & Mid Cap Fund (Large & Mid Cap Fund- An open ended equity scheme investing in both Large cap and Mid cap stocks)</p>	<ul style="list-style-type: none"> ● Long term wealth creation and income ● Investment predominantly in equity and equity related securities of large and mid cap companies 	 <p>The risk of the scheme is Very High</p>	<p>As per AMFI Tier I Benchmark i.e. Nifty Large Midcap 250 TRI</p>  <p>The risk of the benchmark is Very High</p>
<p>Mahindra Manulife Focused Fund (An open ended equity scheme investing in maximum 30 stocks across market caps (i.e Multi Cap))</p>	<ul style="list-style-type: none"> ● Long term capital appreciation ● Investment in equity and equity related instruments in concentrated portfolio of maximum 30 stocks across market capitalization 	 <p>The risk of the scheme is Very High</p>	<p>As per AMFI Tier I Benchmark i.e. Nifty 500 TRI</p>  <p>The risk of the benchmark is Very High</p>
<p>Mahindra Manulife Flexi Cap Fund (An open ended dynamic equity scheme investing across large cap, mid cap, small cap stocks)</p>	<ul style="list-style-type: none"> ● Long term capital appreciation. ● Investment in diversified portfolio of equity & equity related instruments across market capitalization 	 <p>The risk of the scheme is Very High</p>	<p>As per AMFI Tier I Benchmark i.e. Nifty 500 TRI</p>  <p>The risk of the benchmark is Very High</p>
<p>Mahindra Manulife Small Cap Fund (Small Cap Fund- An open ended equity scheme predominantly investing in small cap stocks)</p>	<ul style="list-style-type: none"> ● Long term capital appreciation. ● Investment predominantly in equity and equity related securities of small cap companies. 	 <p>The risk of the scheme is Very High</p>	<p>As per AMFI Tier I Benchmark i.e. BSE 250 Small Cap TRI</p>  <p>The risk of the benchmark is Very High</p>

*Investors should consult their financial advisers if in doubt about whether the product is suitable for them.

Scheme Name and Type	Product Suitability	Scheme Riskometers	Benchmark Riskometers
	<p>This Product is Suitable for investors who are seeking*</p>		
<p>Mahindra Manulife Business Cycle Fund (An open ended equity scheme following business cycles based investing theme)</p>	<ul style="list-style-type: none"> ● Long term capital appreciation. ● Investment predominantly in equity and equity related instruments of business cycle based theme. 		<p>As per AMFI Tier I Benchmark i.e. NIFTY 500 TRI</p> 
<p>Mahindra Manulife Manufacturing Fund (An open-ended equity scheme following manufacturing theme)</p>	<ul style="list-style-type: none"> ● Long term capital appreciation. ● Investment in equity and equity-related securities of companies engaged in manufacturing theme. 		<p>As per AMFI Tier I Benchmark i.e. Nifty India Manufacturing TRI</p> 
<p>Mahindra Manulife Value Fund (An open-ended equity scheme following a value investment strategy)</p>	<ul style="list-style-type: none"> ● Capital appreciation over long term ● Investment predominantly in a portfolio of equity and equity related securities by following a value investment strategy. 		<p>As per AMFI Tier I Benchmark i.e. Nifty 500 TRI</p> 
<p>Mahindra Manulife Banking & Financial Services Fund (An open-ended equity scheme investing in banking & financial services sector)</p>	<ul style="list-style-type: none"> ● Long term capital appreciation ● Investment predominantly in a portfolio of equity and equity related securities of companies engaged in banking and financial services activities 		<p>As per AMFI Tier 1 Benchmark i.e. Nifty Financial Services TRI</p> 
<p>Mahindra Manulife Innovation Opportunities Fund (An open-ended equity scheme following the innovation theme)</p>	<ul style="list-style-type: none"> ● Capital appreciation over long term ● Investment predominantly in equity and equity related securities of companies following innovation theme. 		<p>As per AMFI Tier I Benchmark i.e. Nifty 500 TRI</p> 
<p>Mahindra Manulife Asia Pacific REITs FOF (An open ended fund of fund scheme investing in Manulife Global Fund - Asia Pacific REIT Fund)</p>	<ul style="list-style-type: none"> ● Capital appreciation over long term ● Investments in units of Manulife Global Fund - Asia Pacific REIT Fund 		<p>FTSE EPRA Nareit Asia ex Japan REITs Index</p> 
<p>Mahindra Manulife Equity Savings Fund (An open ended scheme investing in equity, arbitrage and debt)</p>	<ul style="list-style-type: none"> ● Long term capital appreciation and generation of income ● Investment in equity and equity related instruments, arbitrage opportunities and debt and money market instruments. 		<p>As per AMFI Tier I Benchmark i.e. Nifty Equity Savings TRI</p> 
<p>Mahindra Manulife Aggressive Hybrid Fund (An open ended hybrid scheme investing predominantly in equity and equity related instruments)</p>	<ul style="list-style-type: none"> ● Long term capital appreciation and generation of income; ● Investment in equity and equity related instruments and debt and money market instruments 		<p>As per AMFI Tier I Benchmark i.e. CRISIL Hybrid 35+65 Aggressive Index</p> 
<p>Mahindra Manulife Balanced Advantage Fund (An open ended dynamic asset allocation fund)</p>	<ul style="list-style-type: none"> ● Capital Appreciation while generating income over medium to long term; ● Investments in a dynamically managed portfolio of equity and equity related instruments and debt and money market instruments. 		<p>As per AMFI Tier I Benchmark i.e. Nifty 50 Hybrid Composite Debt 50: 50 Index TRI</p> 

*Investors should consult their financial advisers if in doubt about whether the product is suitable for them.

Scheme Name and Type	Product Suitability	Scheme Riskmeters	Benchmark Riskmeters
	<p>This Product is Suitable for investors who are seeking*</p>		
<p>Mahindra Manulife Multi Asset Allocation Fund (An open ended scheme investing in Equity, Debt, Gold/Silver Exchange Traded Funds (ETFs) and Exchange Traded Commodity Derivatives)</p>	<ul style="list-style-type: none"> ● Capital Appreciation while generating income over long term. ● Investments across equity and equity related instruments, debt and money market instruments, units of Gold/Silver Exchange Traded Funds (ETFs) and Exchange Traded Commodity Derivatives. 	 <p>The risk of the scheme is Very High</p>	<p>As per AMFI Tier I Benchmark i.e. 45% NIFTY 500 TRI + 40% CRISIL Composite Bond Index + 10% Domestic Price of Physical Gold + 5% Domestic Price of Silver</p>  <p>The risk of the benchmark is High</p>
<p>Mahindra Manulife Arbitrage Fund (An open ended scheme investing in arbitrage opportunities)</p>	<ul style="list-style-type: none"> ● Income over short term. ● Income through arbitrage opportunities between cash and derivative market and arbitrage opportunities within the derivative segment. 	 <p>The risk of the scheme is Low</p>	<p>As per AMFI Tier I Benchmark i.e. Nifty 50 Arbitrage TRI</p>  <p>The risk of the benchmark is Low</p>
<p>Mahindra Manulife Income Plus Arbitrage Active FOF (An open-ended fund of fund scheme predominantly investing in units of actively managed debt oriented and arbitrage mutual fund schemes)</p>	<ul style="list-style-type: none"> ● Capital appreciation over long term. ● Investment in actively managed debt-oriented and arbitrage mutual fund schemes 	 <p>The risk of the scheme is Moderate</p>	<p>As per AMFI Tier I Benchmark i.e. 60% CRISIL Composite Bond Index + 40% Nifty 50 Arbitrage</p>  <p>The risk of the benchmark is Low to Moderate</p>
<p>Mahindra Manulife Liquid Fund (An open ended liquid scheme. A relatively low interest rate risk and moderate credit risk)</p>	<ul style="list-style-type: none"> ● Regular income over short term ● Investment in money market and debt instruments 	 <p>The risk of the scheme is Moderate</p>	<p>As per AMFI Tier I Benchmark i.e. CRISIL Liquid Debt A-I Index</p>  <p>The risk of the benchmark is Low to Moderate</p>
<p>Mahindra Manulife Low Duration Fund (An open ended low duration debt scheme investing in instruments such that the Macaulay duration of the Portfolio is between 6 months and 12 months (please refer to page no. 19 of SID). A relatively low interest rate risk and moderate credit risk)</p>	<ul style="list-style-type: none"> ● Regular Income over short term. ● Investment in debt and money market instruments. 	 <p>The risk of the scheme is Moderate</p>	<p>As per AMFI Tier I Benchmark i.e. CRISIL Low Duration Debt A-I Index</p>  <p>The risk of the benchmark is Low to Moderate</p>
<p>Mahindra Manulife Dynamic Bond Fund (An open ended dynamic debt scheme investing across duration. A relatively high interest rate risk and moderate credit risk)</p>	<ul style="list-style-type: none"> ● To generate regular returns and capital appreciation through active management of portfolio. ● Investments in debt & money market instruments across duration. 	 <p>The risk of the scheme is Moderately High</p>	<p>As per AMFI Tier I Benchmark i.e. CRISIL Dynamic Bond A-III Index</p>  <p>The risk of the benchmark is Moderate</p>
<p>Mahindra Manulife Overnight Fund (An open ended debt scheme investing in overnight securities. A relatively low interest rate risk and relatively low credit risk)</p>	<ul style="list-style-type: none"> ● To generate reasonable returns with high levels of safety and convenience of liquidity over short term ● To invest in debt and money market instruments having maturity of upto 1 business day 	 <p>The risk of the scheme is Low</p>	<p>As per AMFI Tier I Benchmark i.e. CRISIL Liquid Overnight Index</p>  <p>The risk of the benchmark is Low</p>
<p>Mahindra Manulife Ultra Short Duration Fund (An open ended ultra-short term debt scheme investing in instruments such that the Macaulay duration of the portfolio is between 3 to 6 months (please refer to page no. 17 of SID). A relatively low interest rate risk and moderate credit risk)</p>	<ul style="list-style-type: none"> ● Regular Income over short term. ● Investment in a portfolio of short term debt and money market instruments. 	 <p>The risk of the scheme is Low to Moderate</p>	<p>As per AMFI Tier I Benchmark i.e. CRISIL Ultra Short Duration Debt A-I Index</p>  <p>The risk of the benchmark is Low to Moderate</p>
<p>Mahindra Manulife Short Duration Fund (An open ended short term debt scheme investing in instruments such that the Macaulay duration of the portfolio is between 1 year and 3 years (please refer to page no. 20 of SID). A moderate interest rate risk and moderate credit risk)</p>	<ul style="list-style-type: none"> ● Income over short to medium term. ● Investment in debt and money market instruments. 	 <p>The risk of the scheme is Moderate</p>	<p>As per AMFI Tier I Benchmark i.e. CRISIL Short Duration Debt A-II Index</p>  <p>The risk of the benchmark is Low to Moderate</p>

*Investors should consult their financial advisers if in doubt about whether the product is suitable for them.

Fund Performance as on May 29, 2026

Mahindra Manulife ELSS Tax Saver Fund Managed by Ms. Fatema Pacha & Mr. Neelesh Dhamnaskar	CAGR Returns (%)				Value of Investment of ₹ 10,000*				NAV / Index Value (as on May 29, 2026)
	1 Year	3 Years	5 Years	Since Inception	1 Year (₹)	3 Years (₹)	5 Years (₹)	Since Inception	
Regular Plan - Growth Option	-5.83	9.75	10.52	10.66	9,419	13,216	16,487	26,493	26.4932
Direct Plan - Growth Option	-4.38	11.47	12.33	12.67	9,563	13,848	17,877	31,484	31.4844
Nifty 500 TRI ^A	0.28	13.92	12.49	13.37	10,028	14,778	18,007	33,431	36,261.80
Nifty 50 TRI ^{AA}	-3.85	9.54	9.88	12.26	9,616	13,140	16,012	30,418	35,552.64

^ABenchmark ^{AA}Additional Benchmark. CAGR - Compounded Annual Growth Rate. Inception/Allotment date: 18-Oct-16. **Past performance may or may not be sustained in future and should not be used as a basis of comparison with other investments.** Since inception returns of the scheme is calculated on face value of Rs. 10 invested at inception. The performance details provided above are of Growth Option under Regular and Direct Plan. Different Plans ie Regular Plan and Direct Plan under the scheme has different expense structure. Ms. Fatema Pacha is managing this scheme since October 16, 2020. Mr. Neelesh Dhamnaskar is managing this scheme since February 16, 2026.
^BBased on standard investment of Rs. 10,000 made at the beginning of the relevant period.

Mahindra Manulife Multi Cap Fund Managed by Mr. Vishal Jajoo & Ms. Fatema Pacha	CAGR Returns (%)				Value of Investment of ₹ 10,000*				NAV / Index Value (as on May 29, 2026)
	1 Year	3 Years	5 Years	Since Inception	1 Year (₹)	3 Years (₹)	5 Years (₹)	Since Inception	
Regular Plan - Growth Option	6.93	19.11	16.30	15.44	10,691	16,890	21,266	36,701	36.7012
Direct Plan - Growth Option	8.39	20.83	18.15	17.51	10,836	17,632	23,013	43,088	43.0884
Nifty 500 Multicap 50:25:25 TRI ^A	1.43	16.43	14.47	13.57	10,143	15,777	19,646	31,641	20,909.14
Nifty 50 TRI ^{AA}	-3.85	9.54	9.88	12.00	9,616	13,140	16,012	27,898	35,552.64

^ABenchmark ^{AA}Additional Benchmark. CAGR - Compounded Annual Growth Rate. Inception/Allotment date: 11-May-17. **Past performance may or may not be sustained in future and should not be used as a basis of comparison with other investments.** Since inception returns of the scheme is calculated on face value of Rs. 10 invested at inception. The performance details provided above are of Growth Option under Regular and Direct Plan. Different Plans ie Regular Plan and Direct Plan under the scheme has different expense structure. Mr. Vishal Jajoo is managing this scheme since November 3, 2025. Ms. Fatema Pacha is managing this scheme since October 16, 2020. ^BBased on standard investment of Rs. 10,000 made at the beginning of the relevant period.

Mahindra Manulife Mid Cap Fund Managed by Ms. Kirti Dalvi, Mr. Neelesh Dhamnaskar & Mr. Krishna Sanghavi	CAGR Returns (%)				Value of Investment of ₹ 10,000*				NAV / Index Value (as on May 29, 2026)
	1 Year	3 Years	5 Years	Since Inception	1 Year (₹)	3 Years (₹)	5 Years (₹)	Since Inception	
Regular Plan - Growth Option	9.70	23.20	19.05	16.44	10,967	18,687	23,903	35,544	35.5437
Direct Plan - Growth Option	11.23	24.98	20.90	18.35	11,120	19,510	25,815	40,705	40.7050
Nifty Midcap 150 TRI ^A	7.51	22.14	19.21	15.60	10,749	18,210	24,061	33,464	28,766.84
Nifty 50 TRI ^{AA}	-3.85	9.54	9.88	10.83	9,616	13,140	16,012	23,552	35,552.64

^ABenchmark ^{AA}Additional Benchmark. CAGR - Compounded Annual Growth Rate. Inception/Allotment date: 30-Jan-18. **Past performance may or may not be sustained in future and should not be used as a basis of comparison with other investments.** Since inception returns of the scheme is calculated on face value of Rs. 10 invested at inception. The performance details provided above are of Growth Option under Regular and Direct Plan. Different Plans ie Regular Plan and Direct Plan under the scheme has different expense structure. ^BBased on standard investment of Rs. 10,000 made at the beginning of the relevant period. Mr. Krishna Sanghavi is managing this scheme since October 24, 2024. Ms. Kirti Dalvi is managing this scheme since December 03, 2024 and Mr. Neelesh Dhamnaskar is managing this scheme since February 16, 2026.

Mahindra Manulife Consumption Fund Managed by Mr. Navin Matta & Ms. Fatema Pacha	CAGR Returns (%)				Value of Investment of ₹ 10,000*				NAV / Index Value (as on May 29, 2026)
	1 Year	3 Years	5 Years	Since Inception	1 Year (₹)	3 Years (₹)	5 Years (₹)	Since Inception	
Regular Plan - Growth Option	-4.72	9.71	10.49	10.24	9,529	13,202	16,466	20,869	20.8686
Direct Plan - Growth Option	-3.09	11.58	12.35	12.14	9,692	13,887	17,892	23,736	23.7358
Nifty India Consumption TRI ^A	-0.34	13.24	13.84	13.43	9,966	14,516	19,114	25,871	14,268.10
Nifty 50 TRI ^{AA}	-3.85	9.54	9.88	12.47	9,616	13,140	16,012	24,265	35,552.64

^ABenchmark ^{AA}Additional Benchmark. CAGR - Compounded Annual Growth Rate. Inception/Allotment date: 13-Nov-18. **Past performance may or may not be sustained in future and should not be used as a basis of comparison with other investments.** Since inception returns of the scheme is calculated on face value of Rs. 10 invested at inception. The performance details provided above are of Growth Option under Regular and Direct Plan. Different Plans ie Regular Plan and Direct Plan under the scheme has different expense structure. ^BBased on standard investment of Rs. 10,000 made at the beginning of the relevant period. Mr. Navin Matta is managing this scheme since October 24, 2024. Ms. Fatema Pacha is managing this scheme since December 21, 2020.

Mahindra Manulife Large Cap Fund Managed by Ms. Fatema Pacha & Ms. Kirti Dalvi	CAGR Returns (%)				Value of Investment of ₹ 10,000*				NAV / Index Value (as on May 29, 2026)
	1 Year	3 Years	5 Years	Since Inception	1 Year (₹)	3 Years (₹)	5 Years (₹)	Since Inception	
Regular Plan - Growth Option	-6.08	9.93	8.81	11.15	9,394	13,280	15,252	21,425	21.4251
Direct Plan - Growth Option	-4.53	11.76	10.73	13.15	9,549	13,956	16,639	24,379	24.3789
Nifty 100 TRI ^A	-1.88	11.28	10.48	12.24	9,812	13,776	16,457	22,992	33,942.36
BSE Sensex TRI ^{AA}	-7.23	7.32	8.85	11.13	9,279	12,357	15,276	21,403	1,17,657.24

^ABenchmark ^{AA}Additional Benchmark. CAGR - Compounded Annual Growth Rate. Inception/Allotment date: 15-Mar-2019. **Past performance may or may not be sustained in future and should not be used as a basis of comparison with other investments.** Since inception returns of the scheme is calculated on face value of Rs. 10 invested at inception. The performance details provided above are of Growth Option under Regular and Direct Plan. Different Plans ie Regular Plan and Direct Plan under the scheme has different expense structure. Ms. Fatema Pacha is managing this scheme since December 21, 2020. Ms. Kirti Dalvi is managing this scheme since December 2, 2025. ^BBased on standard investment of Rs. 10,000 made at the beginning of the relevant period.

Fund Performance as on May 29, 2026

Mahindra Manulife Large & Mid Cap Fund Managed by Mr. Neelesh Dhamnaskar & Ms. Kirti Dalvi	CAGR Returns (%)				Value of Investment of ₹ 10,000*				NAV / Index Value (as on May 29, 2026)
	1 Year	3 Years	5 Years	Since Inception	1 Year (₹)	3 Years (₹)	5 Years (₹)	Since Inception	
Regular Plan - Growth Option	-0.27	14.18	13.25	16.34	9,973	14,882	18,623	26,414	26.4143
Direct Plan - Growth Option	1.19	15.93	15.17	18.35	10,118	15,575	20,251	29,472	29.4718
Nifty Large Midcap 250 TRI [^]	2.79	16.75	14.89	17.74	10,278	15,907	20,012	28,515	21,209.80
Nifty 50 TRI ^{^^}	-3.85	9.54	9.88	11.98	9,616	13,140	16,012	20,670	35,552.64

[^]Benchmark ^{^^}Additional Benchmark. CAGR - Compounded Annual Growth Rate. Inception/Allotment date: 30-Dec-19. **Past performance may or may not be sustained in future and should not be used as a basis of comparison with other investments.** Since inception returns of the scheme is calculated on face value of Rs. 10 invested at inception. The performance details provided above are of Growth Option under Regular and Direct Plan. Different Plans i.e Regular Plan and Direct Plan under the scheme has different expense structure. ^{*}Based on standard investment of Rs. 10,000 made at the beginning of the relevant period. Ms. Kirti Dalvi is managing this scheme since December 2, 2025 and Mr. Neelesh Dhamnaskar is managing this scheme since February 16, 2026.

Mahindra Manulife Focused Fund Managed by Mr. Krishna Sanghavi & Ms. Fatema Pacha	CAGR Returns (%)				Value of Investment of ₹ 10,000*				NAV / Index Value (as on May 29, 2026)
	1 Year	3 Years	5 Years	Since Inception	1 Year (₹)	3 Years (₹)	5 Years (₹)	Since Inception	
Regular Plan - Growth Option	1.61	16.81	15.18	19.28	10,160	15,932	20,266	26,517	26.5171
Direct Plan - Growth Option	3.20	18.72	17.28	21.49	10,319	16,723	22,177	29,352	29.3517
Nifty 500 TRI [^]	0.28	13.92	12.49	16.00	10,028	14,778	18,007	22,724	36,261.80
Nifty 50 TRI ^{^^}	-3.85	9.54	9.88	12.80	9,616	13,140	16,012	19,472	35,552.64

[^]Benchmark ^{^^}Additional Benchmark. CAGR - Compounded Annual Growth Rate. Inception/Allotment date: 17-Nov-20. **Past performance may or may not be sustained in future and should not be used as a basis of comparison with other investments.** Since inception returns of the scheme is calculated on face value of Rs. 10 invested at inception. The performance details provided above are of Growth Option under Regular and Direct Plan. Different Plans i.e Regular Plan and Direct Plan under the scheme has different expense structure. ^{*}Based on standard investment of Rs. 10,000 made at the beginning of the relevant period. Ms. Fatema Pacha is managing this scheme since December 21, 2020.

Mahindra Manulife Flexi Cap Fund Managed by Ms. Fatema Pacha & Mr. Neelesh Dhamnaskar	CAGR Returns (%)			Value of Investment of ₹ 10,000*			NAV / Index Value (as on May 29, 2026)
	1 Year	3 Years	Since Inception	1 Year (₹)	3 Years (₹)	Since Inception	
Regular Plan - Growth Option	-3.54	11.79	9.43	9,647	13,965	15,365	15.3651
Direct Plan - Growth Option	-1.99	13.66	11.41	9,802	14,677	16,739	16.7387
Nifty 500 TRI [^]	0.28	13.92	11.81	10,028	14,778	17,028	36,261.80
Nifty 50 TRI ^{^^}	-3.85	9.54	8.96	9,616	13,140	15,055	35,552.64

[^]Benchmark ^{^^}Additional Benchmark. CAGR - Compounded Annual Growth Rate. Inception/Allotment date: 23-Aug-21. **Past performance may or may not be sustained in future and should not be used as a basis of comparison with other investments.** Since inception returns of the scheme is calculated on face value of Rs. 10 invested at inception. The performance details provided above are of Growth Option under Regular and Direct Plan. Different Plans i.e Regular Plan and Direct Plan under the scheme has different expense structure. Mr. Neelesh Dhamnaskar is managing this scheme since February 16, 2026. ^{*}Based on standard investment of Rs. 10,000 made at the beginning of the relevant period.

Mahindra Manulife Small Cap Fund Managed by Mr. Vishal Jajoo, Mr. Neelesh Dhamnaskar & Mr. Krishna Sanghavi	CAGR Returns (%)			Value of Investment of ₹ 10,000*			NAV / Index Value (as on May 29, 2026)
	1 Year	3 Years	Since Inception	1 Year (₹)	3 Years (₹)	Since Inception	
Regular Plan - Growth Option	8.18	22.34	22.25	10,816	18,299	20,053	20.0534
Direct Plan - Growth Option	9.70	24.21	24.19	10,968	19,151	21,175	21.1754
BSE 250 Small Cap TRI [^]	1.19	18.75	17.10	10,118	16,739	17,273	8,449.78
Nifty 50 TRI ^{^^}	-3.85	9.54	8.39	9,616	13,140	13,218	35,552.64

[^]Benchmark ^{^^}Additional Benchmark. CAGR - Compounded Annual Growth Rate. Inception/Allotment date: 12-Dec-22. **Past performance may or may not be sustained in future and should not be used as a basis of comparison with other investments.** Since inception returns of the scheme is calculated on face value of Rs. 10 invested at inception. The performance details provided above are of Growth Option under Regular and Direct Plan. Different Plans i.e Regular Plan and Direct Plan under the scheme has different expense structure. ^{*}Based on standard investment of Rs. 10,000 made at the beginning of the relevant period. Mr. Krishna Sanghavi is managing this scheme since October 24, 2024. Mr. Vishal Jajoo is managing this scheme since December 23, 2024 and Mr. Neelesh Dhamnaskar is managing this scheme since February 16, 2026.

Mahindra Manulife Asia Pacific REIT FOF Managed by Mr. Krishna Sanghavi & Mr. Amit Garg	CAGR Returns (%)			Value of Investment of ₹ 10,000*			NAV / Index Value (as on May 29, 2026)
	1 Year	3 Years	Since Inception	1 Year (₹)	3 Years (₹)	Since Inception	
Regular Plan - Growth Option	25.05	8.70	1.70	12,497	12,839	10,810	10.8098
Direct Plan - Growth Option	26.16	9.69	2.68	12,608	13,195	11,296	11.2961
FTSE EPRA Nareit Asia ex Japan REITs Index [^]	23.87	10.10	5.48	12,380	13,343	12,790	3,39,068.47
Nifty 50 TRI ^{^^}	-3.85	9.54	6.88	9,616	13,140	13,587	35,552.64

[^]Benchmark ^{^^}Additional Benchmark. CAGR - Compounded Annual Growth Rate. Inception/Allotment date: 20-Oct-21. **Past performance may or may not be sustained in future and should not be used as a basis of comparison with other investments.** Since inception returns of the scheme is calculated on face value of Rs. 10 invested at inception. The performance details provided above are of Growth Option under Regular and Direct Plan. Different Plans i.e Regular Plan and Direct Plan under the scheme has different expense structure. ^{*}Based on standard investment of Rs. 10,000 made at the beginning of the relevant period. Mr. Krishna Sanghavi is managing the scheme since January 01, 2025.

Fund Performance as on May 29, 2026

Mahindra Manulife Equity Savings Fund <small>Managed by Mr. Renjith Sivaram (Equity), Mr. Navin Matta (Equity) & Mr. Rahul Pal (Debt) & Mr. Kush Sonigara (Debt portion)</small>	CAGR Returns (%)				Value of Investment of ₹ 10,000*				NAV / Index Value (as on May 29, 2026)
	1 Year	3 Years	5 Years	Since Inception	1 Year (₹)	3 Years (₹)	5 Years (₹)	Since Inception	
Regular Plan - Growth Option	3.37	9.04	7.76	8.24	10,336	12,961	14,527	20,923	20.9225
Direct Plan - Growth Option	5.07	10.85	9.63	10.21	10,505	13,617	15,832	24,762	24.7619
Nifty Equity Savings TRI ^A	2.49	8.30	7.73	8.78	10,248	12,699	14,507	21,924	6,376.91
CRISIL 10 Yr Gilt Index ^{AA}	-0.03	5.99	4.72	5.26	9,997	11,906	12,593	16,136	5,162.70

^ABenchmark ^{AA}Additional Benchmark. CAGR - Compounded Annual Growth Rate. Inception/Allotment date: 1-Feb-17. **Past performance may or may not be sustained in future and should not be used as a basis of comparison with other investments.** Since inception returns of the scheme is calculated on face value of Rs. 10 invested at inception. The performance details provided above are of Growth Option under Regular and Direct Plan. Different Plans i.e Regular Plan and Direct Plan under the scheme has different expense structure. ^BBased on standard investment of Rs. 10,000 made at the beginning of the relevant period. Mr. Renjith Sivaram is managing this scheme since July 03, 2023. Mr. Navin Matta is managing this scheme since December 2, 2025. Mr. Kush Sonigara is managing this scheme since January 01, 2026.

Mahindra Manulife Aggressive Hybrid Fund <small>Managed by Ms. Fatema Pacha (Equity), Ms. Kirti Dalvi (Equity), Mr. Rahul Pal (Debt) & Mr. Amit Garg (Debt)</small>	CAGR Returns (%)				Value of Investment of ₹ 10,000*				NAV / Index Value (as on May 29, 2026)
	1 Year	3 Years	5 Years	Since Inception	1 Year (₹)	3 Years (₹)	5 Years (₹)	Since Inception	
Regular Plan - Growth Option	-2.32	12.81	11.89	15.00	9,769	14,350	17,534	26,101	26.1013
Direct Plan - Growth Option	-0.81	14.62	13.86	17.05	9,919	15,054	19,127	29,469	29.4689
CRISIL Hybrid 35+65 Aggressive Index ^A	0.48	10.70	9.83	12.03	10,048	13,564	15,973	21,811	20,658.42
Nifty 50 TRI ^{AA}	-3.85	9.54	9.88	12.39	9,616	13,140	16,012	22,296	35,552.64

^ABenchmark ^{AA}Additional Benchmark. CAGR - Compounded Annual Growth Rate. Inception/Allotment date: 19-Jul-19. **Past performance may or may not be sustained in future and should not be used as a basis of comparison with other investments.** Since inception returns of the scheme is calculated on face value of Rs. 10 invested at inception. The performance details provided above are of Growth Option under Regular and Direct Plan. Different Plans i.e Regular Plan and Direct Plan under the scheme has different expense structure. ^BBased on standard investment of Rs. 10,000 made at the beginning of the relevant period. Ms. Fatema Pacha is managing this scheme since October 16, 2020. Ms. Kirti Dalvi is managing this scheme since December 2, 2025. Mr. Amit Garg is managing the scheme since May 02, 2024.

Mahindra Manulife Balanced Advantage Fund <small>Managed by Mr. Neelesh Dhamnaskar (Equity) & Ms. Fatema Pacha (Equity) & Mr. Rahul Pal (Debt) & Mr. Amit Garg (Debt portion)</small>	CAGR Returns (%)			Value of Investment of ₹ 10,000*			NAV / Index Value (as on May 29, 2026)
	1 Year	3 Years	Since Inception	1 Year (₹)	3 Years (₹)	Since Inception	
Regular Plan - Growth Option	0.58	11.35	8.48	10,058	13,801	14,325	14.3251
Direct Plan - Growth Option	2.24	13.23	10.40	10,224	14,511	15,478	15.4781
Nifty 50 Hybrid Composite Debt 50: 50 Index TRI ^A	-1.65	7.81	7.23	9,835	12,527	13,608	15,870.24
Nifty 50 TRI ^{AA}	-3.85	9.54	8.61	9,616	13,140	14,398	35,552.64

^ABenchmark ^{AA}Additional Benchmark. CAGR - Compounded Annual Growth Rate. Inception/Allotment date: 30-Dec-21. **Past performance may or may not be sustained in future and should not be used as a basis of comparison with other investments.** Since inception returns of the scheme is calculated on face value of Rs. 10 invested at inception. The performance details provided above are of Growth Option under Regular and Direct Plan. Different Plans i.e Regular Plan and Direct Plan under the scheme has different expense structure. ^BBased on standard investment of Rs. 10,000 made at the beginning of the relevant period. Mr. Amit Garg is managing the scheme since January 01, 2026 and Mr. Neelesh Dhamnaskar is managing this scheme since February 16, 2026.

Mahindra Manulife Arbitrage Fund <small>Managed by Mr. Mitul Doshi (Equity), Mr. Navin Matta (Equity) & Mr. Rahul Pal (Debt)</small>	CAGR Returns (%)				Value of Investment of ₹ 10,000*				NAV / Index Value (as on May 29, 2026)
	1 Year	3 Years	5 Years	Since Inception	1 Year (₹)	3 Years (₹)	5 Years (₹)	Since Inception	
Regular Plan - Growth Option	4.93	5.50	4.74	4.49	10,491	11,740	12,606	12,880	12.8803
Direct Plan - Growth Option	5.74	6.33	5.60	5.34	10,573	12,020	13,127	13,500	13.5004
Nifty 50 Arbitrage ^A	6.65	7.46	6.32	6.05	10,663	12,406	13,581	14,031	2,670.78
CRISIL 1 Yr T-Bill Index ^{AA}	3.97	6.34	5.60	5.35	10,396	12,023	13,129	13,502	8,063.78

^ABenchmark ^{AA}Additional Benchmark. CAGR - Compounded Annual Growth Rate. Inception/Allotment date: 24-Aug-20. **Past performance may or may not be sustained in future and should not be used as a basis of comparison with other investments.** Since inception returns of the scheme is calculated on face value of Rs. 10 invested at inception. The performance details provided above are of Growth Option under Regular and Direct Plan. Different Plans i.e Regular Plan and Direct Plan under the scheme has different expense structure. ^BBased on standard investment of Rs. 10,000 made at the beginning of the relevant period. Mr. Navin Matta is managing this scheme since October 24, 2024. Mr. Mitul Doshi is managing this scheme since May 02, 2025.

Mahindra Manulife Liquid Fund <small>Managed by Mr. Rahul Pal & Mr. Amit Garg</small>	Simple Annualised Returns (%)			CAGR Returns (%)				Value of Investment of ₹ 10,000*				NAV / Index Value (as on May 31, 2026)
	7 Days	15 Days	30 days	1 Year	3 Years	5 Years	Since Inception	1 Year (₹)	3 Years (₹)	5 Years (₹)	Since Inception	
Regular Plan - Growth Option	6.90	5.96	5.67	6.14	6.87	6.07	6.07	10,614	12,209	13,426	17,940	1,794.2459
Direct Plan - Growth Option	7.00	6.07	5.77	6.25	6.99	6.18	6.20	10,625	12,250	13,501	18,150	1,815.3258
CRISIL Liquid Debt A-I Index ^A	6.37	5.91	5.54	6.02	6.82	6.08	6.02	10,602	12,190	13,438	17,848	4,562.74
CRISIL 1 Yr T-Bill Index ^{AA}	1.78	0.27	1.62	3.99	6.34	5.60	5.98	10,399	12,026	13,134	17,779	8,066.28

^ABenchmark ^{AA}Additional Benchmark. CAGR - Compounded Annual Growth Rate. Inception/Allotment date: 04-Jul-16. **Past performance may or may not be sustained in future and should not be used as a basis of comparison with other investments.** Since inception returns of the scheme is calculated on face value of Rs. 1,000 invested at inception. The performance details provided above are of Growth Option under Regular and Direct Plan. Different Plans i.e Regular Plan and Direct Plan under the scheme has different expense structure. ^BBased on standard investment of Rs. 10,000 made at the beginning of the relevant period. Mr. Amit Garg is managing the scheme since June 8, 2020.

Fund Performance as on May 29, 2026

Mahindra Manulife Low Duration Fund Managed by Mr. Rahul Pal & Mr. Amit Garg	CAGR Returns (%)				Value of Investment of ₹ 10,000*				NAV / Index Value (as on May 29, 2026)
	1 Year	3 Years	5 Years	Since Inception	1 Year (₹)	3 Years (₹)	5 Years (₹)	Since Inception	
Regular Plan - Growth Option	5.20	6.55	5.60	5.97	10,518	12,096	13,129	17,130	1,712.9513
Direct Plan - Growth Option	6.02	7.39	6.43	6.85	10,600	12,382	13,656	18,504	1,850.4140
CRISIL Low Duration Debt A-I Index [^]	5.62	7.00	6.19	6.61	10,560	12,248	13,503	18,117	8,434.01
CRISIL 1 Yr T-Bill Index ^{^^}	3.97	6.34	5.60	5.91	10,396	12,023	13,129	17,040	8,063.78

[^]Benchmark ^{^^}Additional Benchmark. CAGR - Compounded Annual Growth Rate. Inception/Allotment date: 15-Feb-17. Past performance may or may not be sustained in future and should not be used as a basis of comparison with other investments. Since inception returns of the scheme is calculated on face value of Rs. 1,000 invested at inception. The performance details provided above are of Growth Option under Regular and Direct Plan. Different Plans i.e Regular Plan and Direct Plan under the scheme has different expense structure. *Based on standard investment of Rs. 10,000 made at the beginning of the relevant period. Mr. Amit Garg is managing the scheme since January 01, 2026.

Mahindra Manulife Dynamic Bond Fund Managed by Mr. Rahul Pal & Mr. Kush Sonigara	CAGR Returns (%)				Value of Investment of ₹ 10,000*				NAV / Index Value (as on May 29, 2026)
	1 Year	3 Years	5 Years	Since Inception	1 Year (₹)	3 Years (₹)	5 Years (₹)	Since Inception	
Regular Plan - Growth Option	1.64	5.77	4.57	5.02	10,163	11,832	12,502	14,636	14.6356
Direct Plan - Growth Option	2.83	7.02	5.76	6.21	10,283	12,255	13,232	15,974	15.9739
CRISIL Dynamic Bond A-III Index [^]	1.15	6.07	5.46	7.26	10,114	11,931	13,043	17,250	5,975.40
CRISIL 10 Yr Gilt Index ^{^^}	-0.03	5.99	4.72	6.49	9,997	11,906	12,593	16,306	5,162.70

[^]Benchmark ^{^^}Additional Benchmark. CAGR - Compounded Annual Growth Rate. Inception/Allotment date: 20-Aug-18. Past performance may or may not be sustained in future and should not be used as a basis of comparison with other investments. Since inception returns of the scheme is calculated on face value of Rs. 10 invested at inception. The performance details provided above are of Growth Option under Regular and Direct Plan. Different Plans i.e Regular Plan and Direct Plan under the scheme has different expense structure. *Based on standard investment of Rs. 10,000 made at the beginning of the relevant period. Mr. Kush Sonigara is managing the scheme since January 01, 2026.

Mahindra Manulife Overnight Fund Managed by Mr. Rahul Pal & Mr. Amit Garg	Simple Annualised Returns (%)			CAGR Returns (%)				Value of Investment of ₹ 10,000*				NAV / Index Value (as on May 31, 2026)
	7 Days	15 Days	30 days	1 Year	3 Years	5 Years	Since Inception	1 Year (₹)	3 Years (₹)	5 Years (₹)	Since Inception	
Regular Plan - Growth Option	5.01	4.97	4.94	5.25	6.11	5.49	4.99	10,524	11,948	13,066	13,962	1,396.1964
Direct Plan - Growth Option	5.11	5.06	5.03	5.36	6.21	5.60	5.09	10,534	11,984	13,132	14,059	1,405.8909
CRISIL Liquid Overnight Index [^]	5.28	5.22	5.17	5.34	6.23	5.63	5.12	10,534	11,990	13,150	14,090	3,675.17
CRISIL 1 Yr T-Bill Index ^{^^}	1.78	0.27	1.62	3.99	6.34	5.60	5.61	10,399	12,026	13,134	14,540	8,066.28

[^]Benchmark ^{^^}Additional Benchmark. CAGR - Compounded Annual Growth Rate. Inception/Allotment date: 23-Jul-19. Past performance may or may not be sustained in future and should not be used as a basis of comparison with other investments. Since inception returns of the scheme is calculated on face value of Rs. 1,000 invested at inception. The performance details provided above are of Growth Option under Regular and Direct Plan. Different Plans i.e Regular Plan and Direct Plan under the scheme has different expense structure. *Based on standard investment of Rs. 10,000 made at the beginning of the relevant period. Mr. Amit Garg is managing the scheme since June 8, 2020.

Mahindra Manulife Ultra Short Duration Fund Managed by Mr. Rahul Pal & Mr. Amit Garg	CAGR Returns (%)				Value of Investment of ₹ 10,000*				NAV / Index Value (as on May 29, 2026)
	1 Year	3 Years	5 Years	Since Inception	1 Year (₹)	3 Years (₹)	5 Years (₹)	Since Inception	
Regular Plan - Growth Option	5.79	6.77	5.91	5.75	10,577	12,171	13,322	14,481	1,448.0644
Direct Plan - Growth Option	6.23	7.22	6.35	6.20	10,622	12,325	13,605	14,889	1,488.9109
CRISIL Ultra Short Duration Debt A-I Index [^]	6.15	7.11	6.34	6.09	10,613	12,287	13,594	14,786	8,547.81
CRISIL 1 Yr T-Bill Index ^{^^}	3.97	6.34	5.60	5.53	10,396	12,023	13,129	14,281	8,063.78

[^]Benchmark ^{^^}Additional Benchmark. CAGR - Compounded Annual Growth Rate. Inception/Allotment date: 17-Oct-19. Past performance may or may not be sustained in future and should not be used as a basis of comparison with other investments. Since inception returns of the scheme is calculated on face value of Rs. 1,000 invested at inception. The performance details provided above are of Growth Option under Regular and Direct Plan. Different Plans i.e Regular Plan and Direct Plan under the scheme has different expense structure. *Based on standard investment of Rs. 10,000 made at the beginning of the relevant period. Mr. Amit Garg is managing the scheme since June 8, 2020.

Mahindra Manulife Short Duration Fund Managed by Mr. Rahul Pal & Mr. Kush Sonigara	CAGR Returns (%)				Value of Investment of ₹ 10,000*				NAV / Index Value (as on May 29, 2026)
	1 Year	3 Years	5 Years	Since Inception	1 Year (₹)	3 Years (₹)	5 Years (₹)	Since Inception	
Regular Plan - Growth Option	3.99	6.44	5.45	5.50	10,398	12,058	13,034	13,252	13.2523
Direct Plan - Growth Option	4.97	7.47	6.47	6.51	10,496	12,410	13,676	13,939	13.9394
CRISIL Short Duration Debt A-II Index [^]	4.63	6.95	5.96	6.08	10,462	12,230	13,355	13,645	5,239.89
CRISIL 1 Yr T-Bill Index ^{^^}	3.97	6.34	5.60	5.53	10,396	12,023	13,129	13,272	8,063.78

[^]Benchmark ^{^^}Additional Benchmark. CAGR - Compounded Annual Growth Rate. Inception/Allotment date: 23-Feb-21. Past performance may or may not be sustained in future and should not be used as a basis of comparison with other investments. Since inception returns of the scheme is calculated on face value of Rs. 10 invested at inception. The performance details provided above are of Growth Option under Regular and Direct Plan. Different Plans i.e Regular Plan and Direct Plan under the scheme has different expense structure. *Based on standard investment of Rs. 10,000 made at the beginning of the relevant period. Mr. Kush Sonigara is managing the scheme since January 01, 2026.

Fund Performance as on May 29, 2026

Mahindra Manulife Business Cycle Fund <small>Managed by Mr. Krishna Sanghavi, Mr. Vishal Jajoo & Mr. Renjith Sivaram</small>	CAGR Returns (%)		Value of Investment of ₹ 10,000*		NAV / Index Value (as on May 29, 2026)
	1 Year	Since Inception	1 Year (₹)	Since Inception	
Regular Plan - Growth Option	6.67	17.02	10,665	15,323	15.3233
Direct Plan - Growth Option	8.39	19.03	10,837	16,049	16.0486
Nifty 500 TRI ^A	0.28	10.59	10,028	13,142	36,261.80
Nifty 50 TRI ^{AA}	-3.85	7.34	9,616	12,120	35,552.64

^ABenchmark ^{AA}Additional Benchmark. CAGR - Compounded Annual Growth Rate. Inception/Allotment date: 11-Sep-23. **Past performance may or may not be sustained in future and should not be used as a basis of comparison with other investments.** Since inception returns of the scheme is calculated on face value of Rs. 10 invested at inception. The performance details provided above are of Growth Option under Regular and Direct Plan. Different Plans i.e Regular Plan and Direct Plan under the scheme has different expense structure. *Based on standard investment of Rs. 10,000 made at the beginning of the relevant period. Mr. Vishal Jajoo is managing this scheme since May 02, 2025.

Mahindra Manulife Manufacturing Fund <small>Managed by Mr. Renjith Sivaram & Mr. Navin Matta</small>	CAGR Returns (%)		Value of Investment of ₹ 10,000*		NAV / Index Value (as on May 29, 2026)
	1 Year	Since Inception	1 Year (₹)	Since Inception	
Regular Plan - Growth Option	5.20	0.44	10,518	10,085	10.0848
Direct Plan - Growth Option	6.83	2.04	10,681	10,397	10.3967
Nifty India Manufacturing TRI ^A	13.22	5.11	11,318	11,009	20,764.66
Nifty 50 TRI ^{AA}	-3.85	1.06	9,616	10,206	35,552.64

^ABenchmark ^{AA}Additional Benchmark. CAGR - Compounded Annual Growth Rate. Inception/Allotment date: 24-Jun-24. **Past performance may or may not be sustained in future and should not be used as a basis of comparison with other investments.** Since inception returns of the scheme is calculated on face value of Rs. 10 invested at inception. The performance details provided above are of Growth Option under Regular and Direct Plan. Different Plans i.e Regular Plan and Direct Plan under the scheme has different expense structure. *Based on standard investment of Rs. 10,000 made at the beginning of the relevant period. Mr. Navin Matta is managing this scheme since December 2, 2025.

Mahindra Manulife Multi Asset Allocation Fund <small>Managed by Mr. Renjith Sivaram (Equity) & Mr. Rahul Pal (Debt) & Mr. Kush Sonigara (Debt portion)</small>	CAGR Returns (%)		Value of Investment of ₹ 10,000*		NAV / Index Value (as on May 29, 2026)
	1 Year	Since Inception	1 Year (₹)	Since Inception	
Regular Plan - Growth Option	14.41	14.08	11,437	13,382	13.3815
Direct Plan - Growth Option	16.25	15.95	11,620	13,870	13.8703
45% Nifty 500 TRI + 40% CRISIL Composite Bond Index + 10% Domestic Price of Physical Gold + 5% Domestic Price of Silver ^A	13.01	14.45	11,297	13,476	13.4758
Nifty 50 TRI ^{AA}	-3.85	4.32	9,616	10,979	35,552.64

^ABenchmark ^{AA}Additional Benchmark. CAGR - Compounded Annual Growth Rate. Inception/Allotment date: 13-Mar-24. **Past performance may or may not be sustained in future and should not be used as a basis of comparison with other investments.** Since inception returns of the scheme is calculated on face value of Rs. 10 invested at inception. The performance details provided above are of Growth Option under Regular and Direct Plan. Different Plans i.e Regular Plan and Direct Plan under the scheme has different expense structure. *Based on standard investment of Rs. 10,000 made at the beginning of the relevant period. Mr. Kush Sonigara is managing this fund since January 01, 2026.

Mahindra Manulife Value Fund <small>Managed by Mr. Krishna Sanghavi & Mr. Vishal Jajoo</small>	CAGR Returns (%)		Value of Investment of ₹ 10,000*		NAV / Index Value (as on May 29, 2026)
	1 Year	Since Inception	1 Year (₹)	Since Inception	
Regular Plan - Growth Option	9.30	17.42	10,927	12,200	12.2004
Direct Plan - Growth Option	11.25	19.54	11,122	12,474	12.4740
Nifty 500 TRI ^A	0.28	12.04	10,028	11,512	36,261.80
Nifty 50 TRI ^{AA}	-3.85	6.29	9,616	10,785	35,552.64

^ABenchmark ^{AA}Additional Benchmark. CAGR - Compounded Annual Growth Rate. Inception/Allotment date: 03-Mar-25. **Past performance may or may not be sustained in future and should not be used as a basis of comparison with other investments.** Since inception returns of the scheme is calculated on face value of Rs. 10 invested at inception. The performance details provided above are of Growth Option under Regular and Direct Plan. Different Plans i.e Regular Plan and Direct Plan under the scheme has different expense structure. *Based on standard investment of Rs. 10,000 made at the beginning of the relevant period.

Mahindra Manulife Banking & Financial Services Fund <small>Managed by Mr. Vishal Jajoo & Mr. Chetan Sanjay Gindodia</small>	Simple Annualised Returns (%)		Value of Investment of ₹ 10,000*		NAV / Index Value (as on May 29, 2026)
	6 Months	Since Inception	6 Months (₹)	Since Inception	
Regular Plan - Growth Option	-7.21	2.76	9,641	10,238	10.2382
Direct Plan - Growth Option	-5.47	4.62	9,727	10,398	10.3990
Nifty Financial Services TRI	-17.78	-4.59	9,113	9,602	32,244.68
Nifty 50 TRI	-19.78	-5.83	9,013	9,495	35,552.64

^ABenchmark ^{AA}Additional Benchmark. Inception/Allotment date: 18-Jul-25. **Past performance may or may not be sustained in future and should not be used as a basis of comparison with other investments.** Since inception returns of the scheme is calculated on face value of Rs. 10 invested at inception. The performance details provided above are of Growth Option under Regular and Direct Plan. Different Plans i.e Regular Plan and Direct Plan under the scheme has different expense structure. *Based on standard investment of Rs. 10,000 made at the beginning of the relevant period. Simple annualized returns have been provided as per the extant guidelines since the scheme has completed 6 months but not 1 year.

Note:

- The performance data of Mahindra Manulife Income Plus Arbitrage Active FOF has not been provided as the scheme has not completed 6 months since inception. The said Scheme is managed by Mr. Amit Garg, Mr. Rahul Pal & Mr. Mitul Doshi
- The performance data of Mahindra Manulife Innovation Opportunities Fund has not been provided as the scheme has not completed 6 months since inception. The said Scheme is managed by Ms. Kirti Dalvi & Mr. Renjith Sivaram
- As May 30 & May 31, 2026 were non-business days, the schemes returns disclosed are as on May 29, 2026, except for Mahindra Manulife Liquid Fund and Mahindra Manulife Overnight Fund which is as of May 31, 2026.