
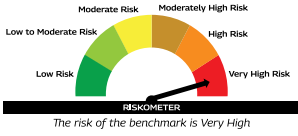
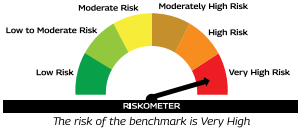

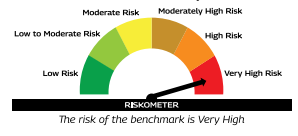
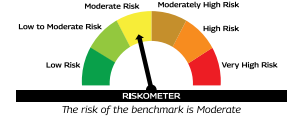




Scheme Name and Type	Product Suitability	Scheme Riskmeters	Benchmark Riskmeters
	This Product is Suitable for investors who are seeking*		
Mahindra Manulife ELSS Tax Saver Fund (An open ended equity linked savings scheme with a statutory lock in of 3 years and tax benefit)	<ul style="list-style-type: none"> Long term capital appreciation Investment predominantly in equity and equity related securities. 	<p>The risk of the scheme is Very High</p>	As per AMFI Tier I Benchmark i.e. Nifty 500 TRI <p>The risk of the benchmark is Very High</p>
Mahindra Manulife Multi Cap Fund (Multi Cap Fund - An open-ended equity scheme investing across large cap, mid cap, small cap stocks)	<ul style="list-style-type: none"> Medium to Long term capital appreciation. Investment predominantly in equity and equity related securities including derivatives. 	<p>The risk of the scheme is Very High</p>	As per AMFI Tier I Benchmark i.e. Nifty 500 Multicap 50:25:25 TRI <p>The risk of the benchmark is Very High</p>
Mahindra Manulife Mid Cap Fund (Mid Cap Fund - An open ended equity scheme predominantly investing in mid cap stocks)	<ul style="list-style-type: none"> Long term capital appreciation Investment predominantly in equity and equity related securities including derivatives of mid cap companies. 	<p>The risk of the scheme is Very High</p>	As per AMFI Tier I Benchmark i.e. Nifty Midcap 150 TRI <p>The risk of the benchmark is Very High</p>
Mahindra Manulife Consumption Fund (An open ended equity scheme following Consumption theme)	<ul style="list-style-type: none"> Long term capital appreciation Investment predominantly in equity and equity related securities including derivatives of entities engaged in and/ or expected to benefit from the consumption led demand in India. 	<p>The risk of the scheme is Very High</p>	As per AMFI Tier I Benchmark i.e. Nifty India Consumption TRI <p>The risk of the benchmark is Very High</p>
Mahindra Manulife Large Cap Fund (Large Cap Fund - An open ended equity scheme predominantly investing in large cap stocks)	<ul style="list-style-type: none"> Long term capital appreciation Investment predominantly in equity and equity related securities including derivatives of large cap companies. 	<p>The risk of the scheme is Very High</p>	As per AMFI Tier I Benchmark i.e. Nifty 100 TRI <p>The risk of the benchmark is Very High</p>
Mahindra Manulife Large & Mid Cap Fund (Large & Mid Cap Fund- An open ended equity scheme investing in both Large cap and Mid cap stocks)	<ul style="list-style-type: none"> Long term wealth creation and income Investment predominantly in equity and equity related securities of large and mid cap companies 	<p>The risk of the scheme is Very High</p>	As per AMFI Tier I Benchmark i.e. Nifty Large Midcap 250 TRI <p>The risk of the benchmark is Very High</p>
Mahindra Manulife Focused Fund (An open ended equity scheme investing in maximum 30 stocks across market caps (i.e Multi Cap))	<ul style="list-style-type: none"> Long term capital appreciation Investment in equity and equity related instruments in concentrated portfolio of maximum 30 stocks across market capitalization 	<p>The risk of the scheme is Very High</p>	As per AMFI Tier I Benchmark i.e. Nifty 500 TRI <p>The risk of the benchmark is Very High</p>
Mahindra Manulife Flexi Cap Fund (An open ended dynamic equity scheme investing across large cap, mid cap, small cap stocks)	<ul style="list-style-type: none"> Long term capital appreciation. Investment in diversified portfolio of equity & equity related instruments across market capitalization 	<p>The risk of the scheme is Very High</p>	As per AMFI Tier I Benchmark i.e. Nifty 500 TRI <p>The risk of the benchmark is Very High</p>
Mahindra Manulife Small Cap Fund (Small Cap Fund- An open ended equity scheme predominantly investing in small cap stocks)	<ul style="list-style-type: none"> Long term capital appreciation. Investment predominantly in equity and equity related securities of small cap companies. 	<p>The risk of the scheme is Very High</p>	As per AMFI Tier I Benchmark i.e. BSE 250 Small Cap TRI <p>The risk of the benchmark is Very High</p>

*Investors should consult their financial advisers if in doubt about whether the product is suitable for them.

Scheme Name and Type	Product Suitability	Scheme Riskometers	Benchmark Riskometers
	This Product is Suitable for investors who are seeking*		
Mahindra Manulife Business Cycle Fund (An open ended equity scheme following business cycles based investing theme)	<ul style="list-style-type: none"> Long term capital appreciation. Investment predominantly in equity and equity related instruments of business cycle based theme. 	 <p>The risk of the scheme is Very High</p>	<p>As per AMFI Tier I Benchmark i.e. NIFTY 500 TRI</p>  <p>The risk of the benchmark is Very High</p>
Mahindra Manulife Manufacturing Fund (An open-ended equity scheme following manufacturing theme)	<ul style="list-style-type: none"> Long term capital appreciation. Investment in equity and equity-related securities of companies engaged in manufacturing theme. 	 <p>The risk of the scheme is Very High</p>	<p>As per AMFI Tier I Benchmark i.e. BSE India Manufacturing TRI</p>  <p>The risk of the benchmark is Very High</p>
Mahindra Manulife Value Fund (An open-ended equity scheme following a value investment strategy)	<ul style="list-style-type: none"> Capital appreciation over long term Investment predominantly in a portfolio of equity and equity related securities by following a value investment strategy. 	 <p>The risk of the scheme is Very High</p>	<p>As per AMFI Tier I Benchmark i.e. Nifty 500 TRI</p>  <p>The risk of the benchmark is Very High</p>
Mahindra Manulife Banking & Financial Services Fund (An open-ended equity scheme investing in banking & financial services sector)	<ul style="list-style-type: none"> Long term capital appreciation Investment predominantly in a portfolio of equity and equity related securities of companies engaged in banking and financial services activities 	 <p>The risk of the scheme is Very High</p>	<p>As per AMFI Tier 1 Benchmark i.e. Nifty Financial Services TRI</p>  <p>The risk of the benchmark is Very High</p>
Mahindra Manulife Asia Pacific REITs FOF (An open ended fund of fund scheme investing in Manulife Global Fund - Asia Pacific REIT Fund)	<ul style="list-style-type: none"> Capital appreciation over long term Investments in units of Manulife Global Fund - Asia Pacific REIT Fund 	 <p>The risk of the scheme is Very High</p>	<p>FTSE EPRA Nareit Asia ex Japan REITs Index</p>  <p>The risk of the benchmark is Very High</p>
Mahindra Manulife Equity Savings Fund (An open ended scheme investing in equity, arbitrage and debt)	<ul style="list-style-type: none"> Long term capital appreciation and generation of income Investment in equity and equity related instruments, arbitrage opportunities and debt and money market instruments. 	 <p>The risk of the scheme is Moderately High</p>	<p>As per AMFI Tier I Benchmark i.e. Nifty Equity Savings TRI</p>  <p>The risk of the benchmark is Moderate</p>
Mahindra Manulife Aggressive Hybrid Fund (An open ended hybrid scheme investing predominantly in equity and equity related instruments)	<ul style="list-style-type: none"> Long term capital appreciation and generation of income; Investment in equity and equity related instruments and debt and money market instruments 	 <p>The risk of the scheme is Very High</p>	<p>As per AMFI Tier I Benchmark i.e. CRISIL Hybrid 35+65 Aggressive Index</p>  <p>The risk of the benchmark is High</p>
Mahindra Manulife Balanced Advantage Fund (An open ended dynamic asset allocation fund)	<ul style="list-style-type: none"> Capital Appreciation while generating income over medium to long term; Investments in a dynamically managed portfolio of equity and equity related instruments and debt and money market instruments. 	 <p>The risk of the scheme is Very High</p>	<p>As per AMFI Tier I Benchmark i.e. Nifty 50 Hybrid Composite Debt 50: 50 Index TRI</p>  <p>The risk of the benchmark is High</p>
*Investors should consult their financial advisers if in doubt about whether the product is suitable for them.			

Scheme Name and Type	Product Suitability	Scheme Riskometers	Benchmark Riskometers
	This Product is Suitable for investors who are seeking*		
Mahindra Manulife Multi Asset Allocation Fund (An open ended scheme investing in Equity, Debt, Gold/Silver Exchange Traded Funds (ETFs) and Exchange Traded Commodity Derivatives)	<ul style="list-style-type: none"> Capital Appreciation while generating income over long term. Investments across equity and equity related instruments, debt and money market instruments, units of Gold/Silver Exchange Traded Funds (ETFs) and Exchange Traded Commodity Derivatives. 	<p>The risk of the scheme is Very High</p>	As per AMFI Tier I Benchmark i.e. 45% NIFTY 500 TRI + 40% CRISIL Composite Bond Index + 10% Domestic Price of Physical Gold + 5% Domestic Price of Silver <p>The risk of the benchmark is High</p>
Mahindra Manulife Arbitrage Fund (An open ended scheme investing in arbitrage opportunities)	<ul style="list-style-type: none"> Income over short term. Income through arbitrage opportunities between cash and derivative market and arbitrage opportunities within the derivative segment. 	<p>The risk of the scheme is Low</p>	As per AMFI Tier I Benchmark i.e. Nifty 50 Arbitrage TRI <p>The risk of the benchmark is Low</p>
Mahindra Manulife Liquid Fund (An open ended liquid scheme. A relatively low interest rate risk and moderate credit risk)	<ul style="list-style-type: none"> Regular income over short term Investment in money market and debt instruments 	<p>The risk of the scheme is Moderate</p>	As per AMFI Tier I Benchmark i.e. CRISIL Liquid Debt A-I Index <p>The risk of the benchmark is Low to Moderate</p>
Mahindra Manulife Low Duration Fund (An open ended low duration debt scheme investing in instruments such that the Macaulay duration of the Portfolio is between 6 months and 12 months (please refer to page no. 19 of SID). A relatively low interest rate risk and moderate credit risk)	<ul style="list-style-type: none"> Regular Income over short term. Investment in debt and money market instruments. 	<p>The risk of the scheme is Moderate</p>	As per AMFI Tier I Benchmark i.e. CRISIL Low Duration Debt A-I Index <p>The risk of the benchmark is Low to Moderate</p>
Mahindra Manulife Dynamic Bond Fund (An open ended dynamic debt scheme investing across duration. A relatively high interest rate risk and moderate credit risk)	<ul style="list-style-type: none"> To generate regular returns and capital appreciation through active management of portfolio. Investments in debt & money market instruments across duration. 	<p>The risk of the scheme is Moderate</p>	As per AMFI Tier I Benchmark i.e. CRISIL Dynamic Bond A-III Index <p>The risk of the benchmark is Moderate</p>
Mahindra Manulife Overnight Fund (An open ended debt scheme investing in overnight securities. A relatively low interest rate risk and relatively low credit risk)	<ul style="list-style-type: none"> To generate reasonable returns with high levels of safety and convenience of liquidity over short term To invest in debt and money market instruments having maturity of upto 1 business day 	<p>The risk of the scheme is Low</p>	As per AMFI Tier I Benchmark i.e. CRISIL Liquid Overnight Index <p>The risk of the benchmark is Low</p>
Mahindra Manulife Ultra Short Duration Fund (An open ended ultra-short term debt scheme investing in instruments such that the Macaulay duration of the portfolio is between 3 to 6 months (please refer to page no. 17 of SID). A relatively low interest rate risk and moderate credit risk)	<ul style="list-style-type: none"> Regular Income over short term. Investment in a portfolio of short term debt and money market instruments. 	<p>The risk of the scheme is Moderate</p>	As per AMFI Tier I Benchmark i.e. CRISIL Ultra Short Duration Debt A-I Index <p>The risk of the benchmark is Low to Moderate</p>
Mahindra Manulife Short Duration Fund (An open ended short term debt scheme investing in instruments such that the Macaulay duration of the portfolio is between 1 year and 3 years (please refer to page no. 20 of SID). A moderate interest rate risk and moderate credit risk)	<ul style="list-style-type: none"> Income over short to medium term. Investment in debt and money market instruments. 	<p>The risk of the scheme is Moderate</p>	As per AMFI Tier I Benchmark i.e. CRISIL Short Duration Debt A-II Index <p>The risk of the benchmark is Low to Moderate</p>
*Investors should consult their financial advisers if in doubt about whether the product is suitable for them.			

Fund Performance as on November 28, 2025

Mahindra Manulife ELSS Tax Saver Fund [§] Managed by Ms. Fatema Pacha & Mr. Manish Lodha	CAGR Returns (%)				Value of Investment of ₹ 10,000*				NAV / Index Value (as on November 28, 2025)
	1 Year	3 Years	5 Years	Since Inception	1 Year (₹)	3 Years (₹)	5 Years (₹)	Since Inception	
Regular Plan - Growth Option	6.53	14.14	18.67	12.56	10,651	14,865	23,552	29,422	29.4220

Direct Plan - Growth Option	8.19	15.97	20.62	14.62	10,817	15,591	25,556	34,704	34.7041
-----------------------------	------	-------	-------	-------	--------	--------	--------	--------	---------

Nifty 500 TRI [^]	6.58	15.60	18.61	14.81	10,656	15,441	23,499	35,217	38,199.35
----------------------------	------	-------	-------	-------	--------	--------	--------	--------	-----------

Nifty 50 TRI ^{^^}	9.97	13.10	16.46	14.27	10,994	14,461	21,446	33,747	39,443.91
----------------------------	------	-------	-------	-------	--------	--------	--------	--------	-----------

[^]Benchmark ^{^^}Additional Benchmark. CAGR - Compounded Annual Growth Rate. Inception/Allotment date: 18-Oct-16. **Past performance may or may not be sustained in future and should not be used as a basis of comparison with other investments.** Since inception returns of the scheme is calculated on face value of Rs. 10 invested at inception. The performance details provided above are of Growth Option under Regular and Direct Plan. Different Plans i.e Regular Plan and Direct Plan under the scheme has different expense structure. Ms. Fatema Pacha is managing this scheme since October 16, 2020. Mr. Manish Lodha is managing this scheme since December 21,2020. ^{*}Based on standard investment of Rs. 10,000 made at the beginning of the relevant period.
[§]Note: Pursuant to notice cum addendum no. 46/2025, Mr. Manish Lodha, Fund Manager - Equity and a Key Personnel of MMIMPL has resigned from the services of MMIMPL effective from December 02, 2025

Mahindra Manulife Multi Cap Fund [§] Managed by Mr. Vishal Jajoo, Ms. Fatema Pacha and Mr. Manish Lodha	CAGR Returns (%)				Value of Investment of ₹ 10,000*				NAV / Index Value (as on November 28, 2025)
	1 Year	3 Years	5 Years	Since Inception	1 Year (₹)	3 Years (₹)	5 Years (₹)	Since Inception	
Regular Plan - Growth Option	5.41	18.99	23.07	16.26	10,539	16,840	28,269	36,304	36.3043

Direct Plan - Growth Option	6.87	20.79	25.08	18.37	10,685	17,614	30,652	42,338	42.3382
-----------------------------	------	-------	-------	-------	--------	--------	--------	--------	---------

Nifty 500 Multicap 50:25:25 TRI [^]	4.78	17.97	21.18	14.84	10,477	16,411	26,163	32,666	21,586.83
--	------	-------	-------	-------	--------	--------	--------	--------	-----------

Nifty 50 TRI ^{^^}	9.97	13.10	16.46	14.12	10,994	14,461	21,446	30,951	39,443.91
----------------------------	------	-------	-------	-------	--------	--------	--------	--------	-----------

[^]Benchmark ^{^^}Additional Benchmark. CAGR - Compounded Annual Growth Rate. Inception/Allotment date: 11-May-17. **Past performance may or may not be sustained in future and should not be used as a basis of comparison with other investments.** Since inception returns of the scheme is calculated on face value of Rs. 10 invested at inception. The performance details provided above are of Growth Option under Regular and Direct Plan. Different Plans i.e Regular Plan and Direct Plan under the scheme has different expense structure. Mr. Vishal Jajoo is managing this scheme since November 3, 2025. Ms. Fatema Pacha is managing this scheme since October 16, 2020. Mr. Manish Lodha is managing this scheme since December 21, 2020. ^{*}Based on standard investment of Rs. 10,000 made at the beginning of the relevant period.
[§]Note: Pursuant to notice cum addendum no. 46/2025, Mr. Manish Lodha, Fund Manager - Equity and a Key Personnel of MMIMPL has resigned from the services of MMIMPL effective from December 02, 2025

Mahindra Manulife Mid Cap Fund [§] Managed by Ms. Kirti Dalvi, Mr. Krishna Sanghavi & Mr. Manish Lodha	CAGR Returns (%)				Value of Investment of ₹ 10,000*				NAV / Index Value (as on November 28, 2025)
	1 Year	3 Years	5 Years	Since Inception	1 Year (₹)	3 Years (₹)	5 Years (₹)	Since Inception	
Regular Plan - Growth Option	1.23	23.53	25.32	16.86	10,123	18,838	30,943	33,884	33.8839

Direct Plan - Growth Option	2.66	25.37	27.29	18.80	10,265	19,694	33,461	38,541	38.5405
-----------------------------	------	-------	-------	-------	--------	--------	--------	--------	---------

Nifty Midcap 150 TRI [^]	7.76	23.55	25.48	16.53	10,774	18,847	31,142	33,134	28,483.02
-----------------------------------	------	-------	-------	-------	--------	--------	--------	--------	-----------

Nifty 50 TRI ^{^^}	9.97	13.10	16.46	13.05	10,994	14,461	21,446	26,130	39,443.91
----------------------------	------	-------	-------	-------	--------	--------	--------	--------	-----------

[^]Benchmark ^{^^}Additional Benchmark. CAGR - Compounded Annual Growth Rate. Inception/Allotment date: 30-Jan-18. **Past performance may or may not be sustained in future and should not be used as a basis of comparison with other investments.** Since inception returns of the scheme is calculated on face value of Rs. 10 invested at inception. The performance details provided above are of Growth Option under Regular and Direct Plan. Different Plans i.e Regular Plan and Direct Plan under the scheme has different expense structure. ^{*}Based on standard investment of Rs. 10,000 made at the beginning of the relevant period. Mr. Krishna Sanghavi is managing this scheme since October 24, 2024. Mr. Manish Lodha is managing this scheme since December 21, 2020. Ms. Kirti Dalvi is managing this scheme since December 03, 2024.
[§]Note: Pursuant to notice cum addendum no. 46/2025, Mr. Manish Lodha, Fund Manager - Equity and a Key Personnel of MMIMPL has resigned from the services of MMIMPL effective from December 02, 2025

Mahindra Manulife Consumption Fund Managed by Mr. Navin Matta & Ms. Fatema Pacha	CAGR Returns (%)				Value of Investment of ₹ 10,000*				NAV / Index Value (as on November 28, 2025)
	1 Year	3 Years	5 Years	Since Inception	1 Year (₹)	3 Years (₹)	5 Years (₹)	Since Inception	
Regular Plan - Growth Option	1.06	14.83	17.18	12.68	10,105	15,137	22,108	23,192	23.1920

Direct Plan - Growth Option	2.81	16.78	19.13	14.62	10,281	15,920	24,013	26,159	26.1585
-----------------------------	------	-------	-------	-------	--------	--------	--------	--------	---------

Nifty India Consumption TRI [^]	10.05	17.49	19.54	16.08	11,002	16,210	24,431	28,604	15,775.28
--	-------	-------	-------	-------	--------	--------	--------	--------	-----------

Nifty 50 TRI ^{^^}	9.97	13.10	16.46	15.09	10,994	14,461	21,446	26,921	39,443.91
----------------------------	------	-------	-------	-------	--------	--------	--------	--------	-----------

[^]Benchmark ^{^^}Additional Benchmark. CAGR - Compounded Annual Growth Rate. Inception/Allotment date: 13-Nov-18. **Past performance may or may not be sustained in future and should not be used as a basis of comparison with other investments.** Since inception returns of the scheme is calculated on face value of Rs. 10 invested at inception. The performance details provided above are of Growth Option under Regular and Direct Plan. Different Plans i.e Regular Plan and Direct Plan under the scheme has different expense structure. ^{*}Based on standard investment of Rs. 10,000 made at the beginning of the relevant period. Mr. Navin Matta is managing this scheme since October 24, 2024. Ms. Fatema Pacha is managing this scheme since December 21, 2020.

Mahindra Manulife Large Cap Fund [§] Managed by Ms. Fatema Pacha	CAGR Returns (%)				Value of Investment of ₹ 10,000*				NAV / Index Value (as on November 28, 2025)
	1 Year	3 Years	5 Years	Since Inception	1 Year (₹)	3 Years (₹)	5 Years (₹)	Since Inception	
Regular Plan - Growth Option	6.36	13.12	16.39	13.82	10,634	14,472	21,379	23,849	23.8488

Direct Plan - Growth Option	8.15	15.07	18.45	15.90	10,812	15,230	23,339	26,919	26.9186
-----------------------------	------	-------	-------	-------	--------	--------	--------	--------	---------

Nifty 100 TRI [^]	8.01	13.45	16.65	14.56	10,799	14,595	21,621	24,904	36,764.25
----------------------------	------	-------	-------	-------	--------	--------	--------	--------	-----------

BSE Sensex TRI ^{^^}	8.72	12.15	15.56	14.26	10,869	14,101	20,627	24,467	1,34,499.92
------------------------------	------	-------	-------	-------	--------	--------	--------	--------	-------------

[^]Benchmark ^{^^}Additional Benchmark. CAGR - Compounded Annual Growth Rate. Inception/Allotment date: 15-Mar-2019. **Past performance may or may not be sustained in future and should not be used as a basis of comparison with other investments.** Since inception returns of the scheme is calculated on face value of Rs. 10 invested at inception. The performance details provided above are of Growth Option under Regular and Direct Plan. Different Plans i.e Regular Plan and Direct Plan under the scheme has different expense structure. Ms. Fatema Pacha is managing this scheme since December 21, 2020. ^{*}Based on standard investment of Rs. 10,000 made at the beginning of the relevant period.
[§]Note: Pursuant to notice cum addendum no. 45/2025, Fund Manager of the scheme has been changed with effect from December 02, 2025.

Fund Performance as on November 28, 2025

Mahindra Manulife Large & Mid Cap Fund ⁵ Managed by Mr. Manish Lodha	CAGR Returns (%)				Value of Investment of ₹ 10,000*				NAV / Index Value (as on November 28, 2025)
	1 Year	3 Years	5 Years	Since Inception	1 Year (₹)	3 Years (₹)	5 Years (₹)	Since Inception	
Regular Plan - Growth Option	3.29	15.75	20.21	18.67	10,328	15,500	25,129	27,537	27.5368
Direct Plan - Growth Option	4.83	17.59	22.30	20.74	10,481	16,251	27,387	30,506	30.5058
Nifty Large Midcap 250 TRI ^A	8.02	18.54	21.12	20.06	10,800	16,648	26,093	29,506	21,947.08
Nifty 50 TRI ^{AA}	9.97	13.10	16.46	15.06	10,994	14,461	21,446	22,933	39,443.91

^ABenchmark ^{AA}Additional Benchmark. CAGR - Compounded Annual Growth Rate. Inception/Allotment date: 30-Dec-19. **Past performance may or may not be sustained in future and should not be used as a basis of comparison with other investments.** Since inception returns of the scheme is calculated on face value of Rs. 10 invested at inception. The performance details provided above are of Growth Option under Regular and Direct Plan. Different Plans i.e Regular Plan and Direct Plan under the scheme has different expense structure. *Based on standard investment of Rs. 10,000 made at the beginning of the relevant period. Mr. Manish Lodha is managing this scheme since December 21, 2020.
⁵Note: Pursuant to notice cum addendum no. 45/2025, Fund Manager of the scheme has been changed with effect from December 02, 2025.
⁵Note: Pursuant to notice cum addendum no. 46/2025, Mr. Manish Lodha, Fund Manager - Equity and a Key Personnel of MMIMPL has resigned from the services of MMIMPL effective from December 02, 2025

Mahindra Manulife Focused Fund Managed by Mr. Krishna Sanghavi & Ms. Fatema Pacha	CAGR Returns (%)				Value of Investment of ₹ 10,000*				NAV / Index Value (as on November 28, 2025)
	1 Year	3 Years	5 Years	Since Inception	1 Year (₹)	3 Years (₹)	5 Years (₹)	Since Inception	
Regular Plan - Growth Option	4.91	17.80	22.22	22.21	10,490	16,341	27,307	27,443	27.4429
Direct Plan - Growth Option	6.58	19.78	24.52	24.51	10,657	17,177	29,975	30,145	30.1451
Nifty 500 TRI ^A	6.58	15.60	18.61	18.94	10,656	15,441	23,499	23,939	38,199.35
Nifty 50 TRI ^{AA}	9.97	13.10	16.46	16.54	10,994	14,461	21,446	21,603	39,443.91

^ABenchmark ^{AA}Additional Benchmark. CAGR - Compounded Annual Growth Rate. Inception/Allotment date: 17-Nov-20. **Past performance may or may not be sustained in future and should not be used as a basis of comparison with other investments.** Since inception returns of the scheme is calculated on face value of Rs. 10 invested at inception. The performance details provided above are of Growth Option under Regular and Direct Plan. Different Plans i.e Regular Plan and Direct Plan under the scheme has different expense structure. *Based on standard investment of Rs. 10,000 made at the beginning of the relevant period. Ms. Fatema Pacha is managing this scheme since December 21, 2020.

Mahindra Manulife Flexi Cap Fund ⁵ Managed by Ms. Fatema Pacha & Mr. Manish Lodha	CAGR Returns (%)			Value of Investment of ₹ 10,000*			NAV / Index Value (as on November 28, 2025)
	1 Year	3 Years	Since Inception	1 Year (₹)	3 Years (₹)	Since Inception	
Regular Plan - Growth Option	5.96	16.05	12.83	10,594	15,621	16,739	16.7394
Direct Plan - Growth Option	7.70	18.04	14.90	10,768	16,439	18,093	18.0934
Nifty 500 TRI ^A	6.58	15.60	14.67	10,656	15,441	17,937	38,199.35
Nifty 50 TRI ^{AA}	9.97	13.10	12.77	10,994	14,461	16,702	39,443.91

^ABenchmark ^{AA}Additional Benchmark. CAGR - Compounded Annual Growth Rate. Inception/Allotment date: 23-Aug-21. **Past performance may or may not be sustained in future and should not be used as a basis of comparison with other investments.** Since inception returns of the scheme is calculated on face value of Rs. 10 invested at inception. The performance details provided above are of Growth Option under Regular and Direct Plan. Different Plans i.e Regular Plan and Direct Plan under the scheme has different expense structure. *Based on standard investment of Rs. 10,000 made at the beginning of the relevant period.
⁵Note: Pursuant to notice cum addendum no. 46/2025, Mr. Manish Lodha, Fund Manager - Equity and a Key Personnel of MMIMPL has resigned from the services of MMIMPL effective from December 02, 2025

Mahindra Manulife Small Cap Fund ⁵ Managed by Mr. Vishal Jajoo, Mr. Krishna Sanghavi & Mr. Manish Lodha	CAGR Returns (%)		Value of Investment of ₹ 10,000*		NAV / Index Value (as on November 28, 2025)
	1 Year	Since Inception	1 Year (₹)	Since Inception	
Regular Plan - Growth Option	-2.78	25.42	9,723	19,569	19.5687
Direct Plan - Growth Option	-1.38	27.45	9,862	20,522	20.5222
BSE 250 Small Cap TRI ^A	-4.91	19.83	9,510	17,098	8,364.00
Nifty 50 TRI ^{AA}	9.97	13.79	10,994	14,665	39,443.91

^ABenchmark ^{AA}Additional Benchmark. CAGR - Compounded Annual Growth Rate. Inception/Allotment date: 12-Dec-22. **Past performance may or may not be sustained in future and should not be used as a basis of comparison with other investments.** Since inception returns of the scheme is calculated on face value of Rs. 10 invested at inception. The performance details provided above are of Growth Option under Regular and Direct Plan. Different Plans i.e Regular Plan and Direct Plan under the scheme has different expense structure. *Based on standard investment of Rs. 10,000 made at the beginning of the relevant period. Mr. Krishna Sanghavi is managing this scheme since October 24, 2024. Mr. Vishal Jajoo is managing this scheme since December 23, 2024.
⁵Note: Pursuant to notice cum addendum no. 46/2025, Mr. Manish Lodha, Fund Manager - Equity and a Key Personnel of MMIMPL has resigned from the services of MMIMPL effective from December 02, 2025

Mahindra Manulife Asia Pacific REIT FoF Managed by Mr. Krishna Sanghavi & Mr. Amit Garg	CAGR Returns (%)			Value of Investment of ₹ 10,000*			NAV / Index Value (as on November 28, 2025)
	1 Year	3 Years	Since Inception	1 Year (₹)	3 Years (₹)	Since Inception	
Regular Plan - Growth Option	22.01	5.69	0.24	12,194	11,804	10,098	10.0984
Direct Plan - Growth Option	23.11	6.68	1.21	12,304	12,138	10,506	10.5064
FTSE EPRA Nareit Asia ex Japan REITs Index ^A	24.29	8.50	4.66	12,422	12,768	12,060	3,19,721.57
Nifty 50 TRI ^{AA}	9.97	13.10	10.50	10,994	14,461	15,075	39,443.91

^ABenchmark ^{AA}Additional Benchmark. CAGR - Compounded Annual Growth Rate. Inception/Allotment date: 20-Oct-21. **Past performance may or may not be sustained in future and should not be used as a basis of comparison with other investments.** Since inception returns of the scheme is calculated on face value of Rs. 10 invested at inception. The performance details provided above are of Growth Option under Regular and Direct Plan. Different Plans i.e Regular Plan and Direct Plan under the scheme has different expense structure. *Based on standard investment of Rs. 10,000 made at the beginning of the relevant period. Mr. Krishna Sanghavi is managing the scheme since January 01, 2025.

Fund Performance as on November 28, 2025

Mahindra Manulife Equity Savings Fund ^{cs} Managed by Mr. Manish Lodha (Equity), Mr. Renjith Sivaram (Equity) & Mr. Rahul Pal (Debt)	CAGR Returns (%)				Value of Investment of ₹ 10,000*				NAV / Index Value (as on November 28, 2025)
	1 Year	3 Years	5 Years	Since Inception	1 Year (₹)	3 Years (₹)	5 Years (₹)	Since Inception	
Regular Plan - Growth Option	6.81	9.52	10.63	8.89	10,680	13,132	16,584	21,207	21.2071
Direct Plan - Growth Option	8.59	11.36	12.56	10.89	10,856	13,807	18,078	24,899	24.8985
Nifty Equity Savings TRI ^A	8.74	9.77	9.94	9.54	10,871	13,222	16,069	22,348	6,500.20
CRISIL 10 Yr Gilt Index ^{AA}	7.09	8.07	5.21	5.62	10,707	12,620	12,895	16,200	5,183.17

^ABenchmark ^{AA}Additional Benchmark. CAGR - Compounded Annual Growth Rate. Inception/Allotment date: 1-Feb-17. **Past performance may or may not be sustained in future and should not be used as a basis of comparison with other investments.** Since inception returns of the scheme is calculated on face value of Rs. 10 invested at inception. The performance details provided above are of Growth Option under Regular and Direct Plan. Different Plans ie Regular Plan and Direct Plan under the scheme has different expense structure. ^{*}Based on standard investment of Rs. 10,000 made at the beginning of the relevant period. Mr. Manish Lodha is managing this scheme since December 21, 2020. Mr. Renjith Sivaram is managing this scheme since July 03, 2023.
^{*}Note: Pursuant to notice cum addendum no. 45/2025, Fund Manager of the scheme has been changed with effect from December 02, 2025.
^{*}Note: Pursuant to notice cum addendum no. 46/2025, Mr. Manish Lodha, Fund Manager - Equity and a Key Personnel of MMIMPL has resigned from the services of MMIMPL effective from December 02, 2025

Mahindra Manulife Aggressive Hybrid Fund ^{cs} Managed by Ms. Fatema Pacha (Equity), Mr. Manish Lodha (Equity), Mr. Rahul Pal (Debt) & Mr. Amit Garg (Debt)	CAGR Returns (%)				Value of Investment of ₹ 10,000*				NAV / Index Value (as on November 28, 2025)
	1 Year	3 Years	5 Years	Since Inception	1 Year (₹)	3 Years (₹)	5 Years (₹)	Since Inception	
Regular Plan - Growth Option	6.92	15.96	18.28	17.53	10,690	15,586	23,168	27,961	27.9609
Direct Plan - Growth Option	8.60	17.89	20.39	19.65	10,858	16,379	25,321	31,333	31.3329
CRISIL Hybrid 35+65 Aggressive Index ^A	7.67	12.48	13.87	13.73	10,765	14,228	19,160	22,685	21,486.16
Nifty 50 TRI ^{AA}	9.97	13.10	16.46	15.29	10,994	14,461	21,446	24,737	39,443.91

^ABenchmark ^{AA}Additional Benchmark. CAGR - Compounded Annual Growth Rate. Inception/Allotment date: 19-Jul-19. **Past performance may or may not be sustained in future and should not be used as a basis of comparison with other investments.** Since inception returns of the scheme is calculated on face value of Rs. 10 invested at inception. The performance details provided above are of Growth Option under Regular and Direct Plan. Different Plans ie Regular Plan and Direct Plan under the scheme has different expense structure. ^{*}Based on standard investment of Rs. 10,000 made at the beginning of the relevant period. Ms. Fatema Pacha is managing this scheme since October 16, 2020. Mr. Manish Lodha is managing this scheme since December 21, 2020. Mr. Amit Garg is managing the scheme since May 02, 2024.
^{*}Note: Pursuant to notice cum addendum no. 45/2025, Fund Manager of the scheme has been changed with effect from December 02, 2025.
^{*}Note: Pursuant to notice cum addendum no. 46/2025, Mr. Manish Lodha, Fund Manager - Equity and a Key Personnel of MMIMPL has resigned from the services of MMIMPL effective from December 02, 2025

Mahindra Manulife Balanced Advantage Fund ^s Managed by Mr. Manish Lodha (Equity), Ms. Fatema Pacha (Equity) & Mr. Rahul Pal (Debt)	CAGR Returns (%)			Value of Investment of ₹ 10,000*			NAV / Index Value (as on November 28, 2025)
	1 Year	3 Years	Since Inception	1 Year (₹)	3 Years (₹)	Since Inception	
Regular Plan - Growth Option	4.41	12.14	10.40	10,440	14,098	14,730	14.7300
Direct Plan - Growth Option	6.16	14.07	12.37	10,614	14,838	15,787	15.7874
Nifty 50 Hybrid Composite Debt 50: 50 Index TRI ^A	8.39	10.40	9.66	10,837	13,452	14,347	16,731.88
Nifty 50 TRI ^{AA}	9.97	13.10	12.71	10,994	14,461	15,974	39,443.91

^ABenchmark ^{AA}Additional Benchmark. CAGR - Compounded Annual Growth Rate. Inception/Allotment date: 30-Dec-21. **Past performance may or may not be sustained in future and should not be used as a basis of comparison with other investments.** Since inception returns of the scheme is calculated on face value of Rs. 10 invested at inception. The performance details provided above are of Growth Option under Regular and Direct Plan. Different Plans ie Regular Plan and Direct Plan under the scheme has different expense structure. ^{*}Based on standard investment of Rs. 10,000 made at the beginning of the relevant period.
^{*}Note: Pursuant to notice cum addendum no. 46/2025, Mr. Manish Lodha, Fund Manager - Equity and a Key Personnel of MMIMPL has resigned from the services of MMIMPL effective from December 02, 2025

Mahindra Manulife Arbitrage Fund Managed by Mr. Mitul Doshi (Equity), Mr. Navin Matta (Equity) & Mr. Rahul Pal (Debt)	CAGR Returns (%)				Value of Investment of ₹ 10,000*				NAV / Index Value (as on November 28, 2025)
	1 Year	3 Years	5 Years	Since Inception	1 Year (₹)	3 Years (₹)	5 Years (₹)	Since Inception	
Regular Plan - Growth Option	5.35	5.75	4.59	4.47	10,534	11,825	12,520	12,591	12.5910
Direct Plan - Growth Option	6.19	6.60	5.45	5.33	10,617	12,112	13,043	13,147	13.1465
Nifty 50 Arbitrage ^A	7.58	7.65	6.19	6.02	10,756	12,471	13,506	13,605	2,589.73
CRISIL 1 Yr T-Bill Index ^{AA}	6.41	6.98	5.62	5.54	10,639	12,241	13,146	13,282	7,932.01

^ABenchmark ^{AA}Additional Benchmark. CAGR - Compounded Annual Growth Rate. Inception/Allotment date: 24-Aug-20. **Past performance may or may not be sustained in future and should not be used as a basis of comparison with other investments.** Since inception returns of the scheme is calculated on face value of Rs. 10 invested at inception. The performance details provided above are of Growth Option under Regular and Direct Plan. Different Plans ie Regular Plan and Direct Plan under the scheme has different expense structure. ^{*}Based on standard investment of Rs. 10,000 made at the beginning of the relevant period. Mr. Navin Matta is managing this scheme since October 24, 2024. Mr. Mitul Doshi is managing this scheme since May 02, 2025.

Mahindra Manulife Liquid Fund Managed by Mr. Rahul Pal and Mr. Amit Garg	Simple Annualised Returns (%)			CAGR Returns (%)				Value of Investment of ₹ 10,000*				NAV / Index Value (as on November 30, 2025)
	7 Days	15 Days	30 days	1 Year	3 Years	5 Years	Since Inception	1 Year (₹)	3 Years (₹)	5 Years (₹)	Since Inception	
Regular Plan - Growth Option	5.77	5.77	5.82	6.60	6.98	5.75	6.06	10,660	12,247	13,227	17,398	1,740.1143
Direct Plan - Growth Option	5.88	5.88	5.93	6.72	7.10	5.87	6.18	10,672	12,288	13,300	17,593	1,759.6017
CRISIL Liquid Debt A-I Index ^A	5.56	5.60	5.70	6.50	6.95	5.80	6.01	10,650	12,237	13,256	17,323	4,428.48
CRISIL 1 Yr T-Bill Index ^{AA}	6.33	4.90	4.74	6.41	6.98	5.62	6.12	10,641	12,245	13,146	17,488	7,934.28

^ABenchmark ^{AA}Additional Benchmark. CAGR - Compounded Annual Growth Rate. Inception/Allotment date: 04-Jul-16. **Past performance may or may not be sustained in future and should not be used as a basis of comparison with other investments.** Since inception returns of the scheme is calculated on face value of Rs. 1,000 invested at inception. The performance details provided above are of Growth Option under Regular and Direct Plan. Different Plans ie Regular Plan and Direct Plan under the scheme has different expense structure. ^{*}Based on standard investment of Rs. 10,000 made at the beginning of the relevant period. Mr. Amit Garg is managing the scheme since June 8, 2020.

Fund Performance as on November 28, 2025

Mahindra Manulife Business Cycle Fund Managed by Mr. Krishna Sanghavi, Mr. Vishal Jajoo & Mr. Renjith Sivaram	CAGR Returns (%)		Value of Investment of ₹ 10,000*		NAV / Index Value (as on November 28, 2025)
	1 Year	Since Inception	1 Year (₹)	Since Inception	
Regular Plan - Growth Option	3.99	21.25	10,398	15,327	15.3269
Direct Plan - Growth Option	5.70	23.36	10,569	15,926	15.9263
Nifty 500 TRI [^]	6.58	15.81	10,656	13,844	38,199.35
Nifty 50 TRI ^{^^}	9.97	14.30	10,994	13,447	39,443.91

[^]Benchmark ^{^^}Additional Benchmark. CAGR - Compounded Annual Growth Rate. Inception/Allotment date: 11-Sep-23. **Past performance may or may not be sustained in future and should not be used as a basis of comparison with other investments.** Since inception returns of the scheme is calculated on face value of Rs. 10 invested at inception. The performance details provided above are of Growth Option under Regular and Direct Plan. Different Plans i.e Regular Plan and Direct Plan under the scheme has different expense structure. *Based on standard investment of Rs. 10,000 made at the beginning of the relevant period. Mr. Vishal Jajoo is managing this scheme since May 02, 2025.

Mahindra Manulife Manufacturing Fund ^{c5} Managed by Mr. Renjith Sivaram & Mr. Manish Lodha	CAGR Returns (%)		Value of Investment of ₹ 10,000*		NAV / Index Value (as on November 28, 2025)
	1 Year	Since Inception	1 Year (₹)	Since Inception	
Regular Plan - Growth Option	2.44	-0.19	10,244	9,972	9.9722
Direct Plan - Growth Option	4.07	1.42	10,405	10,203	10.2030
BSE India Manufacturing TRI [^]	10.02	5.94	10,999	10,860	1,520.28
Nifty 50 TRI ^{^^}	9.97	9.08	10,994	11,323	39,443.91

[^]Benchmark ^{^^}Additional Benchmark. CAGR - Compounded Annual Growth Rate. Inception/Allotment date: 24-Jun-24. **Past performance may or may not be sustained in future and should not be used as a basis of comparison with other investments.** Since inception returns of the scheme is calculated on face value of Rs. 10 invested at inception. The performance details provided above are of Growth Option under Regular and Direct Plan. Different Plans i.e Regular Plan and Direct Plan under the scheme has different expense structure. *Based on standard investment of Rs. 10,000 made at the beginning of the relevant period.

[^]Note: Pursuant to notice cum addendum no. 45/2025, Fund Manager of the scheme has been changed with effect from December 02, 2025.

[^]Note: Pursuant to notice cum addendum no. 46/2025, Mr. Manish Lodha, Fund Manager - Equity and a Key Personnel of MMIMPL has resigned from the services of MMIMPL effective from December 02, 2025

Mahindra Manulife Multi Asset Allocation Fund Managed by Mr. Renjith Sivaram (Equity) & Mr. Rahul Pal (Debt)	CAGR Returns (%)		Value of Investment of ₹ 10,000*		NAV / Index Value (as on November 28, 2025)
	1 Year	Since Inception	1 Year (₹)	Since Inception	
Regular Plan - Growth Option	17.88	17.44	11,783	13,169	13.1688
Direct Plan - Growth Option	19.82	19.38	11,976	13,543	13.5430
45% Nifty 500 TRI + 40% CRISIL Composite Bond Index + 10% Domestic Price of Physical Gold + 5% Domestic Price of Silver [^]	15.43	16.72	11,539	13,031	13.0307
Nifty 50 TRI ^{^^}	9.97	12.21	10,994	12,181	39,443.91

[^]Benchmark ^{^^}Additional Benchmark. CAGR - Compounded Annual Growth Rate. Inception/Allotment date: 13-Mar-24. **Past performance may or may not be sustained in future and should not be used as a basis of comparison with other investments.** Since inception returns of the scheme is calculated on face value of Rs. 10 invested at inception. The performance details provided above are of Growth Option under Regular and Direct Plan. Different Plans i.e Regular Plan and Direct Plan under the scheme has different expense structure. *Based on standard investment of Rs. 10,000 made at the beginning of the relevant period.

Mahindra Manulife Value Fund Managed by Mr. Krishna Sanghavi & Mr. Vishal Jajoo	Simple Annualised Returns (%)		Value of Investment of ₹ 10,000*		NAV / Index Value (as on November 28, 2025)
	6 Months	Since Inception	6 Months (₹)	Since Inception	
Regular Plan - Growth Option	12.70	25.31	10,633	11,816	11.8722
Direct Plan - Growth Option	14.61	27.48	10,728	11,967	12.0325
Nifty 500 TRI [^]	11.31	28.76	10,564	12,056	38,199.35
Nifty 50 TRI ^{^^}	13.41	26.57	10,668	11,904	39,443.91

[^]Benchmark ^{^^}Additional Benchmark. Inception/Allotment date: 03-Mar-25. **Past performance may or may not be sustained in future and should not be used as a basis of comparison with other investments.** Since inception returns of the scheme is calculated on face value of Rs. 10 invested at inception. The performance details provided above are of Growth Option under Regular and Direct Plan. Different Plans i.e Regular Plan and Direct Plan under the scheme has different expense structure. *Based on standard investment of Rs. 10,000 made at the beginning of the relevant period. Simple annualized returns have been provided as per the extant guidelines since the scheme has completed 6 months but not 1 year.

Note:

- The performance data of Mahindra Manulife Banking & Financial Services Fund has not been provided as the scheme has not completed 6 months since inception. The said Scheme is managed by Mr. Vishal Jajoo & Mr. Chetan Sanjay Gindodia
- As November 29 & 30, 2025 was a non-business days, the schemes returns disclosed are as on November 28, 2025, except for Mahindra Manulife Liquid Fund and Mahindra Manulife Overnight Fund which is as of November 30, 2025.

Fund Performance as on November 28, 2025

Mahindra Manulife Low Duration Fund Managed by Mr. Rahul Pal	CAGR Returns (%)				Value of Investment of ₹ 10,000*				NAV / Index Value (as on November 28, 2025)
	1 Year	3 Years	5 Years	Since Inception	1 Year (₹)	3 Years (₹)	5 Years (₹)	Since Inception	
Regular Plan - Growth Option	7.11	6.96	5.47	6.06	10,709	12,236	13,055	16,768	1,676.8209
Direct Plan - Growth Option	7.96	7.81	6.31	6.95	10,794	12,527	13,584	18,045	1,804.5263
CRISIL Low Duration Debt A-I Index [^]	7.46	7.47	6.08	6.71	10,744	12,411	13,435	17,698	8,239.14
CRISIL 1 Yr T-Bill Index ^{^^}	6.41	6.98	5.62	6.05	10,639	12,241	13,146	16,762	7,932.01

[^]Benchmark ^{^^}Additional Benchmark. CAGR - Compounded Annual Growth Rate. Inception/Allotment date: 15-Feb-17. **Past performance may or may not be sustained in future and should not be used as a basis of comparison with other investments.** Since inception returns of the scheme is calculated on face value of Rs. 1,000 invested at inception. The performance details provided above are of Growth Option under Regular and Direct Plan. Different Plans i.e Regular Plan and Direct Plan under the scheme has different expense structure. *Based on standard investment of Rs. 10,000 made at the beginning of the relevant period.

Mahindra Manulife Dynamic Bond Fund Managed by Mr. Rahul Pal	CAGR Returns (%)				Value of Investment of ₹ 10,000*				NAV / Index Value (as on November 28, 2025)
	1 Year	3 Years	5 Years	Since Inception	1 Year (₹)	3 Years (₹)	5 Years (₹)	Since Inception	
Regular Plan - Growth Option	6.48	6.83	4.72	5.27	10,646	12,189	12,598	14,532	14.5315
Direct Plan - Growth Option	7.74	8.07	5.91	6.46	10,772	12,618	13,328	15,769	15.7690
CRISIL Dynamic Bond A-III Index [^]	7.09	7.69	5.74	7.76	10,707	12,485	13,225	17,230	5,968.53
CRISIL 10 Yr Gilt Index ^{^^}	7.09	8.07	5.21	7.01	10,707	12,620	12,895	16,371	5,183.17

[^]Benchmark ^{^^}Additional Benchmark. CAGR - Compounded Annual Growth Rate. Inception/Allotment date: 20-Aug-18. **Past performance may or may not be sustained in future and should not be used as a basis of comparison with other investments.** Since inception returns of the scheme is calculated on face value of Rs. 10 invested at inception. The performance details provided above are of Growth Option under Regular and Direct Plan. Different Plans i.e Regular Plan and Direct Plan under the scheme has different expense structure. *Based on standard investment of Rs. 10,000 made at the beginning of the relevant period.

Mahindra Manulife Overnight Fund Managed by Mr. Rahul Pal and Mr. Amit Garg	Simple Annualised Returns (%)			CAGR Returns (%)				Value of Investment of ₹ 10,000*				NAV / Index Value (as on November 30, 2025)
	7 Days	15 Days	30 days	1 Year	3 Years	5 Years	Since Inception	1 Year (₹)	3 Years (₹)	5 Years (₹)	Since Inception	
Regular Plan - Growth Option	5.23	5.24	5.21	5.84	6.33	5.28	4.98	10,584	12,022	12,938	13,620	1,361.9531
Direct Plan - Growth Option	5.34	5.34	5.31	5.94	6.43	5.39	5.08	10,594	12,058	13,003	13,707	1,370.7462
CRISIL Liquid Overnight Index [^]	5.34	5.32	5.29	5.94	6.46	5.43	5.12	10,594	12,068	13,025	13,739	3,583.54
CRISIL 1 Yr T-Bill Index ^{^^}	6.33	4.90	4.74	6.41	6.98	5.62	5.79	10,641	12,245	13,146	14,302	7,934.28

[^]Benchmark ^{^^}Additional Benchmark. CAGR - Compounded Annual Growth Rate. Inception/Allotment date: 23-Jul-19. **Past performance may or may not be sustained in future and should not be used as a basis of comparison with other investments.** Since inception returns of the scheme is calculated on face value of Rs. 1,000 invested at inception. The performance details provided above are of Growth Option under Regular and Direct Plan. Different Plans i.e Regular Plan and Direct Plan under the scheme has different expense structure. *Based on standard investment of Rs. 10,000 made at the beginning of the relevant period. Mr. Amit Garg is managing the scheme since June 8, 2020.

Mahindra Manulife Ultra Short Duration Fund Managed by Mr. Rahul Pal and Mr. Amit Garg	CAGR Returns (%)				Value of Investment of ₹ 10,000*				NAV / Index Value (as on November 28, 2025)
	1 Year	3 Years	5 Years	Since Inception	1 Year (₹)	3 Years (₹)	5 Years (₹)	Since Inception	
Regular Plan - Growth Option	6.94	7.03	5.67	5.78	10,692	12,258	13,177	14,101	1,410.0713
Direct Plan - Growth Option	7.39	7.48	6.11	6.22	10,737	12,413	13,457	14,468	1,446.8204
CRISIL Ultra Short Duration Debt A-I Index [^]	7.03	7.37	6.09	6.09	10,701	12,375	13,443	14,356	8,299.50
CRISIL 1 Yr T-Bill Index ^{^^}	6.41	6.98	5.62	5.71	10,639	12,241	13,146	14,048	7,932.01

[^]Benchmark ^{^^}Additional Benchmark. CAGR - Compounded Annual Growth Rate. Inception/Allotment date: 17-Oct-19. **Past performance may or may not be sustained in future and should not be used as a basis of comparison with other investments.** Since inception returns of the scheme is calculated on face value of Rs. 1,000 invested at inception. The performance details provided above are of Growth Option under Regular and Direct Plan. Different Plans i.e Regular Plan and Direct Plan under the scheme has different expense structure. *Based on standard investment of Rs. 10,000 made at the beginning of the relevant period. Mr. Amit Garg is managing the scheme since June 8, 2020.

Mahindra Manulife Short Duration Fund Managed by Mr. Rahul Pal	CAGR Returns (%)			Value of Investment of ₹ 10,000*			NAV / Index Value (as on November 28, 2025)
	1 Year	3 Years	Since Inception	1 Year (₹)	3 Years (₹)	Since Inception	
Regular Plan - Growth Option	7.51	7.15	5.76	10,749	12,301	13,061	13.0609
Direct Plan - Growth Option	8.56	8.20	6.79	10,854	12,664	13,676	13.6763
CRISIL Short Duration Debt A-II Index [^]	8.20	7.72	6.40	10,818	12,496	13,439	5,160.95
CRISIL 1 Yr T-Bill Index ^{^^}	6.41	6.98	5.75	10,639	12,241	13,055	7,932.01

[^]Benchmark ^{^^}Additional Benchmark. CAGR - Compounded Annual Growth Rate. Inception/Allotment date: 23-Feb-21. **Past performance may or may not be sustained in future and should not be used as a basis of comparison with other investments.** Since inception returns of the scheme is calculated on face value of Rs. 10 invested at inception. The performance details provided above are of Growth Option under Regular and Direct Plan. Different Plans i.e Regular Plan and Direct Plan under the scheme has different expense structure. *Based on standard investment of Rs. 10,000 made at the beginning of the relevant period.