

Distributed by:

Transform Your Tomorrow




- ✓ Invest today and be a part of the evolving mid cap segment having the potential to grow and become the leaders of tomorrow.

Mahindra Manulife Mid Cap Fund

(Mid Cap Fund – An open ended equity scheme predominantly investing in mid cap stocks)

April 30, 2024

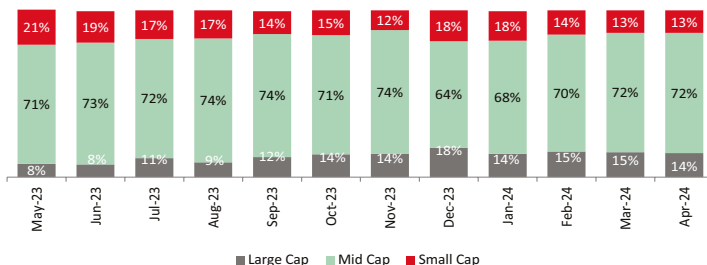
Why invest in this Scheme ?

-  Selection of focused sustainable businesses from across sectors
-  Potential to generate higher risk adjusted returns in the long term
-  Active management of portfolio with primary investments in mid-caps

Scheme Positioning

- A portfolio largely of market leaders in their respective product segments and focused-line businesses in larger markets that are likely to be tomorrow's large caps.
- A portfolio of companies with high growth potential and a robust balance sheet to support such growth.

12 Month Market Capitalization Trend (% to Equity Holdings)



As per the Market Capitalization data provided by AMFI (In line with the applicable SEBI guidelines)

Top 5 Sectors of the scheme (% to Net Assets)

| Sector | MMCF | Nifty Midcap 150 TRI |
|--------------------|--------|----------------------|
| Financial Services | 21.30% | 20.00% |
| Capital Goods | 12.73% | 15.38% |
| Healthcare | 10.64% | 10.92% |
| Metals & Mining | 6.73% | 3.34% |
| Chemicals | 6.33% | 6.37% |

Data as on April 30, 2024

Significant Portfolio changes of the Current Month


| Fresh Additions | Complete Exits |
|------------------------|------------------------------|
| Security | Security |
| Bharti Hexacom Limited | Apollo Tyres Limited |
| L&T Finance Limited | L&T Finance Holdings Limited |
| | Oberoi Realty Limited |

Note: The companies/stock(s) referred above are only for the purpose of disclosure of significant portfolio changes during the month and should not be construed as recommendation to buy/sell/hold. The fund manager may or may not choose to hold these companies/stocks, from time to time. Investors are requested to consult their financial, tax and other advisors before taking any investment decision(s). Data as on April 30, 2024

Portfolio Update for the Month

- Key Overweight sectors/Industries include Metals & Mining, Oil & Gas and Telecom vs scheme benchmark.
- Key Underweight sectors /Industries include Realty, IT and Capital Goods vs scheme benchmark.

Asset Allocation (%)



Data as on April 30, 2024

Top 10 Equity Holdings (as on April 30, 2024)

| Security | % to Net Assets |
|--|-----------------|
| Indus Towers Limited | 3.35% |
| Max Healthcare Institute Limited | 3.04% |
| Indian Bank | 2.93% |
| REC Limited | 2.83% |
| Nippon Life India Asset Management Limited | 2.65% |
| Voltas Limited | 2.56% |
| Union Bank of India | 2.32% |
| Godrej Industries Limited | 2.13% |
| CG Power and Industrial Solutions Limited | 2.12% |
| Hero MotoCorp Limited | 2.05% |
| Total | 25.99% |

Portfolio Stats

| | |
|------------------------------|--------|
| Turnover Ratio (Last 1 year) | 0.96 |
| Standard Deviation | 15.13% |
| Beta | 0.95 |
| Sharpe Ratio [#] | 1.32 |
| Jenson's Alpha | 0.0647 |

[#]Risk-free rate assumed to be 6.75% (MIBOR as on 30-04-24) -Source:www.mmda.org
Note: As per AMFI guidelines for factsheet, the ratios are calculated based on month rolling returns for last 3 years. Data as on April 30, 2024

Scheme Details

Investment Objective:

The investment objective of the Scheme is to seek to generate long term capital appreciation & provide long-term growth opportunities by investing in a portfolio constituted of equity & equity related securities and derivatives predominantly in mid cap companies. However, there can be no assurance that the investment objective of the Scheme will be achieved.

Fund Manager:

Mr. Abhinav Khandelwal

Total Experience : 14 years | **Experience in managing this fund:** 2 years and 3 months (Managing since February 1, 2022)

Mr. Manish Lodha

Total Experience : 23 years | **Experience in managing this fund:** 3 years and 4 months (Managing since December 21, 2020)

Date of allotment: January 30, 2018

Benchmark: Nifty Midcap 150 TRI

Option: IDCW (IDCW Option will have IDCW Reinvestment (D) & IDCW Payout facility) and Growth (D)

D-Default

Minimum Application Amount: Rs. 1,000/- and in multiples of Re. 1/- thereafter

Minimum Additional Purchase Amount: Rs. 1,000/- and in multiples of Re. 1/- thereafter

Minimum Repurchase Amount: Rs. 1,000/- or 100 units or account balance, whichever is lower

Minimum Weekly & Monthly SIP Amount: Rs 500 and in multiples of Re. 1/- thereafter

Minimum Weekly & Monthly SIP Installments: 6

Minimum Quarterly SIP Amount: Rs 1,500 and in multiples of Re. 1/- thereafter

Minimum Quarterly SIP installments: 4

Monthly AAUM as on April 30, 2024 (Rs. in Cr.): 2,321.30

Monthly AUM as on April 30, 2024 (Rs. in Cr.): 2,433.01

Entry Load: Not applicable

Exit Load: • An Exit Load of 1% is payable if Units are redeemed / switched-out upto 3 months from the date of allotment;

• Nil if Units are redeemed / switched-out after 3 months from the date of allotment.

Scheme Performance (as on April 30, 2024)

| Mahindra Manulife Mid Cap Fund | CAGR Returns (%) | | | | Value of Investment of ₹ 10,000* | | | | NAV / Index Value (as on April 30, 2024) |
|-----------------------------------|------------------|---------|---------|-----------------|----------------------------------|-------------|-------------|-----------------|--|
| | 1 Year | 3 Years | 5 Years | Since Inception | 1 Year (₹) | 3 Years (₹) | 5 Years (₹) | Since Inception | |
| Regular Plan - Growth Option | 63.45 | 28.77 | 26.08 | 18.98 | 16,411 | 21,368 | 31,894 | 29,635 | 29.6352 |
| Nifty Midcap 150 TRI [^] | 58.64 | 28.41 | 25.65 | 17.69 | 15,924 | 21,190 | 31,354 | 27,683 | 23,797.41 |
| Nifty 50 Index TRI ^{^^} | 26.27 | 16.92 | 15.30 | 13.48 | 12,651 | 15,990 | 20,392 | 22,044 | 33,276.41 |

[^]Benchmark ^{^^}Additional Benchmark. CAGR - Compounded Annual Growth Rate. Inception/Allotment date: 30-Jan-18. **Past performance may or may not be sustained in future and should not be used as a basis of comparison with other investments.** Since inception returns of the scheme is calculated on face value of Rs. 10 invested at inception. The performance details provided above are of Growth Option under Regular Plan. Different Plans i.e Regular Plan and Direct Plan under the scheme has different expense structure. *Based on standard investment of Rs. 10,000 made at the beginning of the relevant period. Mr. Abhinav Khandelwal is managing this fund since February 1, 2022. Mr. Manish Lodha is managing this fund since December 21, 2020.

SIP Performance (as on April 30, 2024)

| SIP Investment Period | Total Amount Invested (₹) | Regular Plan | | Nifty Midcap 150 Index TRI [^] | | Nifty 50 TRI ^{^^} | |
|-----------------------|---------------------------|------------------|------------------|---|------------------|----------------------------|------------------|
| | | Market Value (₹) | CAGR Returns (%) | Market Value (₹) | CAGR Returns (%) | Market Value (₹) | CAGR Returns (%) |
| 1 Year | 1,20,000 | 1,55,493 | 59.26 | 1,50,931 | 51.21 | 1,35,650 | 25.13 |
| 3 Years | 3,60,000 | 5,77,787 | 33.32 | 5,66,385 | 31.81 | 4,61,369 | 16.82 |
| 5 Years | 6,00,000 | 13,05,841 | 31.74 | 13,12,373 | 31.95 | 9,53,143 | 18.59 |
| Since Inception | 7,50,000 | 17,77,165 | 27.49 | 17,71,795 | 27.40 | 12,87,117 | 17.11 |

[^]Benchmark ^{^^}Additional Benchmark. CAGR - Compounded Annual Growth Rate. Inception/Allotment date: 30-Jan-18. **Past performance may or may not be sustained in future and should not be used as a basis of comparison with other investments.** Returns greater than 1 year period are compounded annualized. For SIP returns, monthly investment of equal amounts invested on the 1st business day of every month has been considered. CAGR Returns (%) are computed after accounting for the cash flow by using the XIRR method (investment internal rate of return).

Distributed by:

Disclaimer : Readers of this material should rely on information / data arising out of their own investigations and advised to seek independent professional advice and arrive at an informed decision before making any investments. Neither Mahindra Manulife Investment Management Private Limited nor Mahindra Manulife Trustee Private Limited, its directors or associates shall be liable for any damages that may arise from the use of the information contained herein.

Get in touch: Unit No. 204, 2nd Floor, Amiti Building, Piramal Agastya Corporate Park, LBS Road, Kamani Junction, Kurla (W), Mumbai - 400 070.
Phone: +91-22-66327900, Fax: +91-22-66327932
Toll Free No.: 1800 419 6244 Website: www.mahindramanulife.com

| Scheme Name | This Product is Suitable for investors who are seeking* | Scheme Riskometer | Scheme Benchmark | Benchmark Riskometer |
|---------------------------------------|---|--|-----------------------------------|----------------------|
| Mahindra Manulife Mid Cap Fund | <ul style="list-style-type: none"> Long term capital appreciation; Investment predominantly in equity and equity related securities including derivatives of mid cap companies. | <p>Investors understand that their principal will be at very high risk</p> | Nifty Midcap 150 Index TRI | |

*Investors should consult their financial advisers if in doubt about whether the product is suitable for them.

Mutual Fund investments are subject to market risks, read all scheme related documents carefully.

Performance of other schemes managed by the Fund Manager(s)

| Scheme Name | Scheme Inception Date | Fund Manager(s) | Managing since | CAGR Returns (%) | | |
|--|-----------------------|--|-----------------|------------------|-------|-------|
| | | | | 1 yr | 3 yrs | 5 yrs |
| Mahindra Manulife ELSS Tax Saver Fund - Reg - Growth | 18-Oct-16 | Ms. Fatema Pacha | 16-Oct-20 | 34.13 | 20.12 | 17.51 |
| | | Mr. Manish Lodha | 21-Dec-20 | | | |
| Nifty 500 Index TRI ^A | | | | 38.89 | 20.52 | 18.02 |
| Mahindra Manulife Multi Cap Fund - Reg - Growth | 11-May-17 | Mr. Manish Lodha | 21-Dec-20 | 52.54 | 25.81 | 23.90 |
| | | Ms. Fatema Pacha | 16-Oct-20 | | | |
| Nifty 500 Multicap 50:25:25 TRI Index ^A | | | | 47.36 | 23.77 | 20.83 |
| Mahindra Manulife Consumption Fund - Reg - Growth | 13-Nov-18 | Mr. Abhinav Khandelwal | 1-Apr-22 | 39.26 | 20.34 | 15.55 |
| | | Ms. Fatema Pacha | 21-Dec-20 | | | |
| Nifty India Consumption TRI ^A | | | | 39.44 | 22.55 | 18.00 |
| Mahindra Manulife Equity Savings Fund - Reg - Growth | 01-Feb-17 | Mr. Manish Lodha (Equity Portion) | 21-Dec-20 | 19.24 | 10.95 | 11.05 |
| | | Mr. Renjith Sivaram (Equity Portion) | 03-Jul-23 | | | |
| | | Mr. Pranav Patel ^S | 05-Jan-24 | | | |
| | | Mr. Rahul Pal (Debt Portion) | Since inception | | | |
| Nifty Equity Savings Index TRI ^A | | | | 14.03 | 9.72 | 9.67 |
| Mahindra Manulife Aggressive Hybrid Fund - Reg - Growth | 19-July-19 | Ms. Fatema Pacha (Equity Portion) | 16-Oct-20 | 34.63 | 18.88 | - |
| | | Mr. Manish Lodha (Equity Portion) | 21-Dec-20 | | | |
| | | Mr. Rahul Pal (Debt Portion) | Since inception | | | |
| | | Mr. Amit Garg ^{EE} (Debt Portion) | 02-May-24 | | | |
| CRISIL Hybrid 35+65 Aggressive Index ^A | | | | 25.07 | 14.54 | - |
| Mahindra Manulife Large Cap Fund - Reg - Growth | 15-Mar-19 | Mr. Abhinav Khandelwal | 1-Mar-22 | 33.57 | 16.72 | 15.40 |
| | | Ms. Fatema Pacha | 21-Dec-20 | | | |
| Nifty 100 Index TRI ^A | | | | 31.95 | 17.85 | 15.84 |
| Mahindra Manulife Large & Mid Cap Fund - Reg - Growth | 30-Dec-19 | Mr. Manish Lodha | 21-Dec-20 | 51.47 | 24.83 | - |
| | | Mr. Abhinav Khandelwal | 1-Feb-22 | | | |
| NIFTY Large Midcap 250 TRI ^A | | | | 44.97 | 23.15 | - |
| Mahindra Manulife Arbitrage Fund - Reg - Growth | 24-Aug-20 | Mr. Abhinav Khandelwal (Equity Portion) | 1-Apr-22 | 6.08 | 4.35 | - |
| | | Mr. Manish Lodha (Equity Portion) | 21-Dec-20 | | | |
| | | Mr. Rahul Pal (Debt Portion) | Since inception | | | |
| Nifty 50 Arbitrage Index ^A | | | | 8.01 | 5.81 | - |
| Mahindra Manulife Flexi Cap Fund - Reg - Growth | 23-Aug-21 | Ms. Fatema Pacha | Since inception | 38.21 | - | - |
| | | Mr. Manish Lodha | | | | |
| Nifty 500 TRI ^A | | | | 38.89 | - | - |
| Mahindra Manulife Balanced Advantage Fund - Reg - Growth | 30-Dec-21 | Mr. Manish Lodha (Equity Portion) | Since inception | 31.18 | - | - |
| | | Ms. Fatema Pacha (Equity Portion) | | | | |
| | | Mr. Rahul Pal (Debt Portion) | | | | |
| Nifty 50 Hybrid Composite Debt 50: 50 Index ^A | | | | 16.24 | - | - |
| Mahindra Manulife Small Cap Fund - Reg - Growth | 12-Dec-22 | Mr. Abhinav Khandelwal | Since inception | 70.60 | - | - |
| | | Mr. Manish Lodha | | | | |
| S&P BSE 250 Small Cap TRI ^A | | | | 62.72 | - | - |

^ABenchmark CAGR - Compounded Annual Growth Rate. ^SDedicated Fund Manager for Overseas Investments.

Past performance may or may not be sustained in future and should not be used as a basis of comparison with other investments. The performance details provided above are of Growth Option under Regular Plan. Different Plans i.e Regular Plan and Direct Plan under the scheme has different expense structure. Mr. Abhinav Khandelwal manages 6 schemes and Mr. Manish Lodha manages 10 schemes of Mahindra Manulife Mutual Fund. The performance data for the schemes which have not completed one year has not been provided.

Performance as on April 30, 2024

^{EE}Pursuant to change in Fund Management Responsibilities, the scheme shall be co-managed by Ms. Fatema Pacha, Mr. Manish Lodha, Mr. Rahul Pal and Mr. Amit Garg effective May 2, 2024

Disclaimer : Readers of this material should rely on information / data arising out of their own investigations and advised to seek independent professional advice and arrive at an informed decision before making any investments. Neither Mahindra Manulife Investment Management Private Limited nor Mahindra Manulife Trustee Private Limited, its directors or associates shall be liable for any damages that may arise from the use of the information contained herein.

Get in Touch: Unit No. 204, 2nd Floor, Amity Building, Piramal Agastya Corporate Park, LBS Road, Kamani Junction, Kurla (W), Mumbai - 400 070.
Phone: +91-22-66327900, Fax: +91-22-66327932, Toll Free No.: 1800 419 6244 Website: www.mahindramanulife.com

Mutual Fund investments are subject to market risks, read all scheme related documents carefully.