

Distributed by:

mahindra
Manulife

**MUTUAL
FUND**

Where
Opportunities Evolve,
BFSI Follows



MAHINDRA MANULIFE BANKING & FINANCIAL SERVICES FUND

(An open-ended equity scheme investing in
banking & financial services sector)

BFSI = Banking, Financial Services, and Insurance

December 31, 2025

Why BFSI Now?

- **Digitalization of Savings:** India is shifting from physical to financial assets / digital platforms – MFs, Insurance, Digital Broking & UPI.
- **Structural Growth Drivers:** Rising per capita income, formal employment, and credit awareness.
- **Underpenetrated Market:** Indian Mutual Funds AUM at ~19% of GDP vs >100% in developed markets (e.g. United States & Singapore)

Source: "The changing face of BFSI" dated April 2025
Published by Motilal Oswal Financial Services Limited (MOFSL)

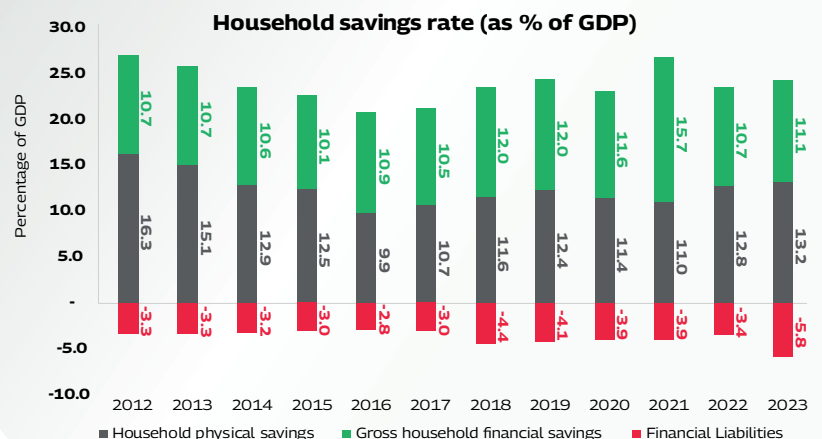
- **Untapped Credit Market:** Only 20% of India's credit-eligible adults have accessed formal credit.
- **Digital Infrastructure:** JAM trinity, UPI have expanded reach to Bharat.
- **Diverse Profit Pools:** Banks, NBFCs, Insurers, AMCs, Fintechs – the ecosystem is thriving.

JAM trinity - Jan Dhan Yojana, Adhaar and Mobile number
NBFCs - Non Banking Financial Company
AMCs - Asset Management Companies

Financialization of Savings - A Structural Tailwind for BFSI

- India is witnessing a paradigm shift from physical to financial savings, with households increasingly opting for mutual funds, deposits and digital financial instruments.
- Financial assets offer better liquidity, transparency, and long-term return potential for individuals, while also boosting formal capital flows into the economy.
- This transition supports the growth of the BFSI sector by widening the investor base, enhancing credit access, and enabling productive allocation of capital.
- As both a beneficiary and an enabler, BFSI is uniquely positioned to ride this long-term secular trend.

Source: Investopedia



Note: The above graph has been used only to explain the concept of Household savings pattern in India over a period of time and should not be construed as a recommendation from Mahindra Manulife Mutual Fund / Mahindra Manulife Investment Management Private Limited.

Source: CEIC - An independent research agency

Where are we seeing Opportunities in BFSI



Banks

Improving asset quality, large untapped credit base



NBFCs

Penetration in tier 2/3 cities, new lending models



Insurance

Low penetration, growing awareness & digital adoption



Fintech

Rapid user adoption, strong capital inflow



Capital Markets

Rise in Demat accounts, retail participation surge

Historical Index Performance

The Nifty Financial Services index has outperformed the Nifty 50 index in last 20 years (for details, please refer the graph)

NSEFINTR^A - 16.5% (CAGR)

NIFTYTR^{AA} - 13.5% (CAGR)

^ANSEFINTR - NIFTY FINANCIAL SERVICES TRI

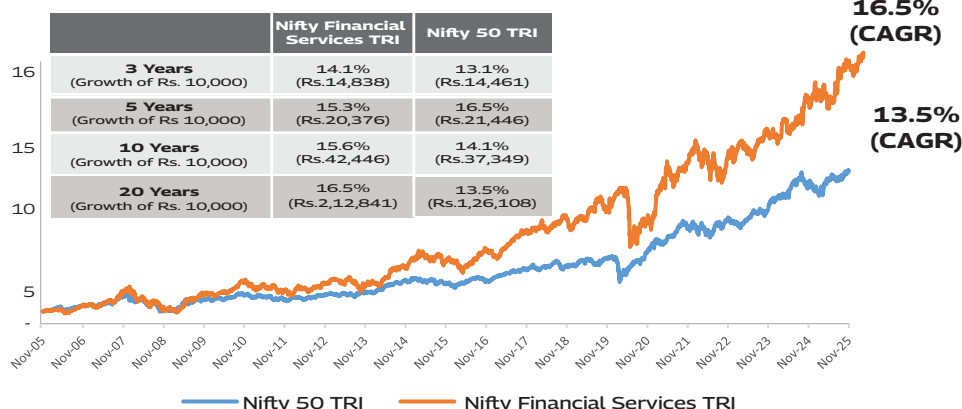
^{AA}NIFTYTR - NIFTY 50 TRI

CAGR - Compound Annual Growth Rate

Source: Bloomberg.

Data period: 30 November 2005 - 28 November 2025

Nifty 50 TRI Vs Nifty Financial TRI (Index)



The above graph has been used only for illustration purpose and should not be construed as a recommendation from Mahindra Manulife Mutual Fund / Mahindra Manulife Investment Management Private Limited. There is no assurance as regards to the performance of any company, sector or investment. Returns are based on CAGR only. Past performance may or may not be sustained in future.

Note : Performance for 1 year period is shown in absolute terms and for more than 1 year period, the performance is shown in CAGR terms.

Scheme Details

Investment Objective: The objective of the scheme is to generate long term capital appreciation by investing predominantly in equity and equity related securities of companies engaged in the banking and financial services activities. However, there is no assurance that the investment objective of the Scheme will be achieved. The Scheme does not guarantee/indicate any returns.

Date of allotment: July 18, 2025

Benchmark: Nifty Financial Services TRI (First Tier Benchmark)

Monthly AAUM as on December 31, 2025 (Rs. in Cr.): 369.99

Quarterly AAUM as on December 31, 2025 (Rs. in Cr.): 354.33

Monthly AUM as on December 31, 2025 (Rs. in Cr.): 380.46

Plans: Regular & Direct

Options: Growth [▲]; IDCW[■]

IDCW Sub-options: IDCW Reinvestment [▲] & IDCW Payout

Entry Load: Not Applicable

Exit Load (as % of NAV):

- An Exit Load of 0.5% is payable if Units are redeemed / switched-out up to 3 months from the date of allotment;
- Nil if Units are redeemed / switched-out after 3 months from the date of allotment.

Redemption / Switch-Out of Units would be done on First in First out Basis (FIFO).

For detailed load structure disclosure, please refer SID.

For further details on Systematic Investment Plan (SIP), kindly refer Statement of Additional Information.

Fund Manager : Mr. Vishal Jajoo **Total Experience:** 17 years
Experience in managing this fund: 5 months (Managing since July 18, 2025)

Fund Manager : Mr. Chetan Sanjay Gindodia **Total Experience:** 8 years
Experience in managing this fund: 5 months (Managing since July 18, 2025)

Minimum Application Amount (Lumpsum): ₹ 1,000 and in multiples of ₹ 1/- thereafter

Minimum Amount for Switch in: ₹ 1,000/- and in multiples of ₹ 0.01/- thereafter.

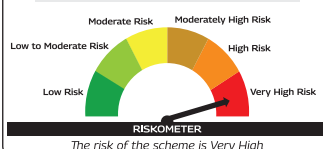
Minimum Application Amount (SIP) for weekly and monthly frequencies: 6 installments of ₹ 500 /- each and in multiples of ₹ 1/- thereafter

Minimum Application Amount (SIP) for quarterly frequency: 4 installments of ₹ 1,500/- each and in multiples of ₹ 1/- thereafter

[■]IDCW: Income Distribution cum Capital Withdrawal
[▲] Default Option

For more details please refer SID/KIM available on our website www.mahindramanulife.com

Scheme Riskometer



This product is suitable for investors who are seeking[#]

- Long term capital appreciation.
 - Investment predominantly in a portfolio of equity and equity related securities of companies engaged in banking and financial services activities
- [#]Investor should consult their financial advisers if in doubt about whether the product is suitable for them.

Distributed by:



022 6632 7900 / 1800 419 6244 (Toll Free) Mon-Fri (9AM to 6PM)



mfinvestors@mahindramanulife.com

Corporate Office: Unit No. 204, 2nd Floor, Amity Building, Piramal Agastya Corporate Park, LBS Road, Kamani Junction, Kurla (West), Mumbai - 400 070.

Mutual Fund investments are subject to market risks, read all scheme related documents carefully.