

Distributed by:

TAX EFFICIENT IN  
COMPARISON  
TO LIQUID/  
DEBT FUNDS\*



RELATIVELY LOWER RISK  
IN COMPARISON TO  
OTHER EQUITY/  
HYBRID FUNDS

## Mahindra Manulife Arbitrage Fund

(An open ended scheme investing in  
arbitrage opportunities)

BENEFIT FROM THE PRICE  
DIFFERENCE BETWEEN MARKETS

\*PLEASE CONSULT YOUR TAX ADVISOR BEFORE INVESTING.

February 29, 2024

## Why invest in this Scheme ?



Relatively lower risk as arbitrage strategy focuses on **protecting downside risk** by capturing market spreads



Better **tax efficiency** on returns compared to short term debt funds

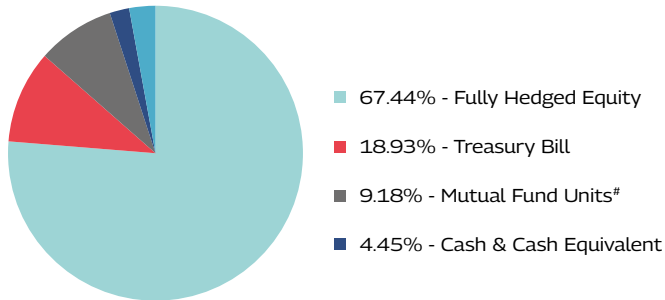


One of the **least volatile hybrid schemes** that is suitable for investment across market cycles

### Scheme Positioning

- Will take tactical hedging calls while maintaining liquidity.
- Will be agnostic to sector and market cap.

### Asset Allocation (%)



Data as on February 29, 2024

#Mutual Fund units as provided above is towards margin for derivatives positions.

### Top 5 Sectors of the scheme® (% to Net Assets)

Sector	MMAF	Nifty 50 Arbitrage Index TRI
Financial Services	17.20%	32.48%
Oil Gas & Consumable Fuels	11.64%	12.99%
Power	7.32%	3.00%
Telecommunication	5.79%	2.96%
Fast Moving Consumer Goods	4.61%	8.34%

®For the equity portion

Data as on February 29, 2024

### Top 10 Equity Holdings\*\*\* (as on February 29, 2024)

Security	% of Net Assets
Hindustan Petroleum Corporation Limited	5.31%
Axis Bank Limited	5.31%
HDFC Bank Limited	4.33%
Adani Ports and Special Economic Zone Limited	4.26%
Tata Power Company Limited	3.96%
Indus Towers Limited	3.92%
Hindustan Unilever Limited	3.81%
Maruti Suzuki India Limited	3.57%
NTPC Limited	3.36%
Oil & Natural Gas Corporation Limited	3.22%
<b>Top 10 Holdings</b>	<b>41.05%</b>

\*\*Fully Hedged equity

### Portfolio Information

Annualised Portfolio YTM*1^	6.81% <sup>3</sup>
Macaulay Duration^	84.07 days <sup>3</sup>
Modified Duration^	0.23 <sup>3</sup>
Residual Maturity^	84.07 days <sup>3</sup>
Portfolio Turnover Ratio (Last 1 year)	9.15
As on (Date)	Feb 29, 2024
Standard Deviation	0.60%
Beta	0.64
Sharpe Ratio <sup>#</sup>	-4.50
Jenson's Alpha	-0.1548

\*In case of semi annual YTM, it will be annualised

#Risk-free rate assumed to be 6.80% (MIBOR as on 29-02-24) - Source: www.mmda.org

^For debt component

<sup>1</sup>Yield to maturity should not be construed as minimum return offered by the Scheme.

<sup>2</sup>Calculated on amount invested in debt securities (including accrued interest), deployment of funds in TREPS and Reverse Repo and net receivable / payable. Data as on February 29, 2024

## Scheme Details

### Investment Objective:

The investment objective of the Scheme is to generate income by predominantly investing in arbitrage opportunities in the cash and derivatives segment of the equity market and the arbitrage opportunities available within the derivative segment and by investing the balance in debt and money market instruments. However, there can be no assurance that the investment objective of the Scheme will be achieved.

### Fund Manager:

**Mr. Abhinav Khandelwal (Equity)**

**Total Experience:** 14 years

**Experience in managing this fund:** 1 year and 11 months (Managing since April 1, 2022)

**Mr. Manish Lodha (Equity)**

**Total Experience:** 23 years

**Experience in managing this fund:** 3 years and 2 months (Managing since December 21, 2020)

**Mr. Rahul Pal (Debt)**

**Total Experience:** 22 years

**Experience in managing this fund:** 3 years and 6 months (Managing since August 24, 2020)

**Date of allotment:** August 24, 2020

**Benchmark:** Nifty 50 Arbitrage Index TRI

**Option:** IDCW (IDCW Option will have IDCW Reinvestment (D) & IDCW Payout facility) and Growth (D)D-Default

**Minimum Amount for Subscription / Purchase:** Rs. 1,000/- and in multiples of Re. 1/- thereafter.

**Minimum Amount for Switch in:** Rs. 1,000/- and in multiples of Re. 0.01/- thereafter.

**Minimum Weekly & Monthly SIP Amount:** Rs 500 and in multiples of Re. 1/- thereafter

**Monthly AAUM as on February 29, 2024 (Rs. in Cr.):** 48.74

**Monthly AUM as on February 29, 2024 (Rs. in Cr.):** 51.76

**Entry Load:** Not applicable

**Exit Load:** • An exit load of 0.25% is payable if Units are redeemed / switched-out on or before completion of 30 days from the date of allotment of Units;

• Nil - If Units are redeemed / switched-out after completion of 30 days from the date of allotment of Units.

Redemption /Switch-Out of Units would be done on First in First out Basis (FIFO).

## Scheme Performance (as on February 29, 2024)

Mahindra Manulife Arbitrage Fund	CAGR Returns (%)			Value of Investment of ₹ 10,000**			NAV / Index Value (as on February 29, 2024)
	1 Year	3 Year	Since Inception	1 Year (₹)	3 Year	Since Inception	
Regular Plan - Growth Option	5.96	4.17	3.92	10,598	11,308	11,448	11.4484
Nifty 50 Arbitrage Index <sup>A</sup>	8.16	5.66	5.33	10,818	11,801	12,004	2,285.05
CRISIL 1 Year T-Bill <sup>AA</sup>	7.36	5.06	4.83	10,738	11,600	11,807	7,051.32

<sup>A</sup>Benchmark <sup>AA</sup>Additional Benchmark. Inception/Allotment date: 24-Aug-20. **Past performance may or may not be sustained in future and should not be used as a basis of comparison with other investments.** Since inception returns of the scheme is calculated on face value of Rs. 10 invested at inception. The performance details provided above are of Growth Option under Regular Plan. Different Plans i.e Regular Plan and Direct Plan under the scheme has different expense structure. <sup>\*\*</sup>Based on standard investment of Rs. 10,000 made at the beginning of the relevant period. Mr. Abhinav Khandelwal is managing this scheme since April 1, 2022. Mr. Manish Lodha is managing this fund since December 21, 2020.

## SIP Performance (as on February 29, 2024)

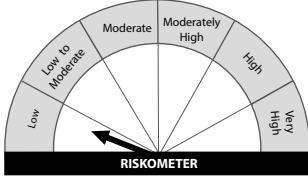
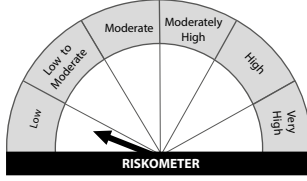
SIP Investment Period	Total Amount Invested (₹)	Regular Plan		Nifty 50 Arbitrage Index <sup>A</sup>		Crisil 1 Yr T-Bill Index <sup>AA</sup>	
		Market Value (₹)	CAGR Returns (%)	Market Value (₹)	CAGR Returns (%)	Market Value (₹)	CAGR Returns (%)
1 Year	1,20,000	1,23,889	6.09	1,25,117	8.03	1,24,517	7.08
3 Years	3,60,000	3,87,702	4.88	3,97,298	6.52	3,93,481	5.87
Since Inception	4,20,000	4,56,029	4.65	4,68,864	6.24	4,63,769	5.61

<sup>A</sup>Benchmark <sup>AA</sup>Additional Benchmark. CAGR - Compounded Annual Growth Rate. Inception/Allotment date: 24-Aug-20. **Past performance may or may not be sustained in future and should not be used as a basis of comparison with other investments.** Returns greater than 1 year period are compounded annualized. For SIP returns, monthly investment of equal amounts invested on the 1st business day of every month has been considered. CAGR Returns (%) are computed after accounting for the cash flow by using the XIRR method (investment internal rate of return).

### Distributed by:

**Disclaimer:** Readers of this material should rely on information / data arising out of their own investigations and advised to seek independent professional advice and arrive at an informed decision before making any investments. Neither Mahindra Manulife Investment Management Private Limited nor Mahindra Manulife Trustee Private Limited, its directors or associates shall be liable for any damages that may arise from the use of the information contained herein.

**Get in Touch:** Unit No. 204, 2nd Floor, Amity Building, Piramal Agastya Corporate Park, LBS Road, Kamani Junction, Kurla (W), Mumbai - 400 070.  
Phone: +91-22-66327900, Fax: +91-22-66327932  
Toll Free No.: 1800 419 6244 Website: www.mahindramanulife.com

Scheme Name	This Product is Suitable for investors who are seeking*	Scheme Riskometer	Scheme Benchmark	Benchmark Riskometer
<b>Mahindra Manulife Arbitrage Fund</b>	<ul style="list-style-type: none"> <li>Income over short term;</li> <li>Income through arbitrage opportunities between cash and derivative market and arbitrage opportunities within the derivative segment.</li> </ul>	 <p>Investors understand that their principal will be at low risk</p>	<b>Nifty 50 Arbitrage Index TRI</b>	

\*Investors should consult their financial advisers if in doubt about whether the product is suitable for them.

**Mutual Fund investments are subject to market risks, read all scheme related documents carefully.**

**Performance of other schemes managed by the Fund Manager(s) (as on February 29, 2024)**

Scheme Name	Scheme Inception Date	Fund Manager(s)	Managing since	CAGR Returns (%)		
				1 yr	3 yrs	5 yrs
<b>Mahindra Manulife ELSS Tax Saver Fund - Reg - Growth</b>	18-Oct-16	Ms. Fatema Pacha	16-Oct-20	31.63	19.00	17.72
		Mr. Manish Lodha	21-Dec-20			
Nifty 500 Index TRI <sup>^</sup>				39.58	19.34	18.79
<b>Mahindra Manulife Multi Cap Fund - Reg - Growth</b>	11-May-17	Mr. Manish Lodha	21-Dec-20	51.13	25.45	24.38
		Ms. Fatema Pacha	16-Oct-20			
Nifty 500 Multicap 50:25:25 TRI Index <sup>^</sup>				47.54	22.84	21.43
<b>Mahindra Manulife Consumption Fund - Reg - Growth</b>	13-Nov-18	Mr. Abhinav Khandelwal	1-Apr-22	38.94	19.40	15.19
		Ms. Fatema Pacha	21-Dec-20			
Nifty India Consumption TRI <sup>^</sup>				38.88	20.49	17.13
<b>Mahindra Manulife Mid Cap Fund - Reg - Growth</b>	30-Jan-18	Mr. Abhinav Khandelwal	1-Feb-22	59.23	27.57	24.95
		Mr. Manish Lodha	21-Dec-20			
Nifty Midcap 150 TRI <sup>^</sup>				57.08	27.42	25.42
<b>Mahindra Manulife Equity Savings Fund - Reg - Growth</b>	01-Feb-17	Mr. Manish Lodha (Equity Portion)	21-Dec-20	19.07	10.58	11.62
		Mr. Renjith Sivaram (Equity Portion)	03-Jul-23			
		Mr. Pranav Patel <sup>§</sup>	05-Jan-24			
		Mr. Rahul Pal (Debt Portion)	Since inception			
Nifty Equity Savings Index TRI <sup>^</sup>				14.90	9.43	10.15
<b>Mahindra Manulife Aggressive Hybrid Fund - Reg - Growth</b>	19-July-19	Ms. Fatema Pacha (Equity Portion)	16-Oct-20	31.80	17.69	-
		Mr. Manish Lodha (Equity Portion)	21-Dec-20			
		Mr. Rahul Pal (Debt Portion)	Since inception			
CRISIL Hybrid 35+65 Aggressive Index <sup>^</sup>				26.58	14.08	-
<b>Mahindra Manulife Large Cap Fund - Reg - Growth</b>	15-Mar-19	Mr. Abhinav Khandelwal	1-Mar-22	31.57	15.33	-
		Ms. Fatema Pacha	21-Dec-20			
Nifty 100 Index TRI <sup>^</sup>				33.15	16.63	-
<b>Mahindra Manulife Large &amp; Mid Cap Fund - Reg - Growth</b>	30-Dec-19	Mr. Manish Lodha	21-Dec-20	50.47	23.95	-
		Mr. Abhinav Khandelwal	1-Feb-22			
NIFTY Large Midcap 250 TRI <sup>^</sup>				44.88	22.03	-
<b>Mahindra Manulife Flexi Cap Fund - Reg - Growth</b>	23-Aug-21	Ms. Fatema Pacha	Since inception	38.84	-	-
		Mr. Manish Lodha				
Nifty 500 TRI <sup>^</sup>				39.58	-	-
<b>Mahindra Manulife Liquid Fund - Reg - Growth</b>	04-Jul-16	Mr Rahul Pal	Since inception	7.21	5.30	5.24
		Mr. Amit Garg	08-Jun-20			
CRISIL Liquid Debt B-I Index <sup>^</sup>				7.32	5.51	5.42
<b>Mahindra Manulife Low Duration Fund - Reg - Growth</b>	15-Feb-17	Mr Rahul Pal	Since inception	6.88	4.80	5.51
CRISIL Low Duration Debt B-I Index <sup>^</sup>				7.81	5.89	6.31
<b>Mahindra Manulife Ultra Short Duration Fund - Reg - Growth</b>	17-Oct-19	Mr Rahul Pal	Since inception	7.05	5.09	-
		Mr. Amit Garg	08-Jun-20			
CRISIL Ultra Short Duration Debt B-I Index <sup>^</sup>				7.80	5.92	-
<b>Mahindra Manulife Overnight Fund - Reg - Growth</b>	23-Jul-19	Mr Rahul Pal	Since inception	6.65	4.98	-
		Mr. Amit Garg	08-Jun-20			
CRISIL Liquid Overnight Index <sup>^</sup>				6.82	5.13	-
<b>Mahindra Manulife Dynamic Bond Fund - Reg - Growth</b>	20-Aug-18	Mr. Rahul Pal	Since inception	7.53	3.71	4.64
CRISIL Dynamic Bond B-III Index <sup>^</sup>				7.34	6.70	8.36
<b>Mahindra Manulife Short Duration Fund - Reg - Growth</b>	23-Feb-21	Mr. Rahul Pal	Since inception	7.09	4.73	-
		Mr. Pranav Patel <sup>§</sup>	05-Jan-24			
CRISIL Short Duration Debt B-II Index <sup>^</sup>				7.98	6.05	-
<b>Mahindra Manulife Balanced Advantage Fund</b>	30-Dec-21	Mr. Manish Lodha (Equity Portion)	Since inception	31.03	-	-
		Ms. Fatema Pacha (Equity Portion)				
		Mr. Rahul Pal (Debt Portion)				
Nifty 50 Hybrid Composite Debt 50: 50 Index <sup>^</sup>				18.27	-	-
<b>Mahindra Manulife Small Cap Fund</b>	12-Dec-22	Mr. Abhinav Khandelwal	Since inception	67.85	-	-
		Mr. Manish Lodha				
S&P BSE 250 Small Cap TRI <sup>^</sup>				63.32	-	-

<sup>^</sup>Benchmark CAGR - Compounded Annual Growth Rate. <sup>§</sup>Dedicated Fund Manager for Overseas Investments.

**Past performance may or may not be sustained in future and should not be used as a basis of comparison with other investments.** The performance details provided above are of Growth Option under Regular Plan Different Plans i.e Regular Plan and Direct Plan under the scheme has different expense structure. Mr. Rahul Pal manages 10 schemes, Mr. Abhinav Khandelwal manages 6 schemes and Mr. Manish Lodha manages 10 schemes each of Mahindra Manulife Mutual Fund. The performance data for the schemes which have not completed one year has not been provided.

Performance as on February 29, 2024

**Disclaimer :** Readers of this material should rely on information / data arising out of their own investigations and advised to seek independent professional advice and arrive at an informed decision before making any investments. Neither Mahindra Manulife Investment Management Private Limited nor Mahindra Manulife Trustee Private Limited, its directors or associates shall be liable for any damages that may arise from the use of the information contained herein.

**Get in Touch:** Unit No. 204, 2nd Floor, Amiti Building, Piramal Agastya Corporate Park, LBS Road, Kamani Junction, Kurla (W), Mumbai - 400 070. Phone: +91-22-66327900, Fax: +91-22-66327932, Toll Free No.: 1800 419 6244 Website: www.mahindramanulife.com

**Mutual Fund investments are subject to market risks, read all scheme related documents carefully.**