

Distributed by:

# It takes skill to **SPOT DIAMONDS**

## **MAHINDRA MANULIFE FOCUSED FUND**

(An open ended equity scheme investing in maximum 30 stocks across market caps (i.e Multi Cap))

February 29, 2024

### Why invest in this Scheme ?



Selection of the next potential winners through the GCMV process#



High conviction focused portfolio with strong risk management processes



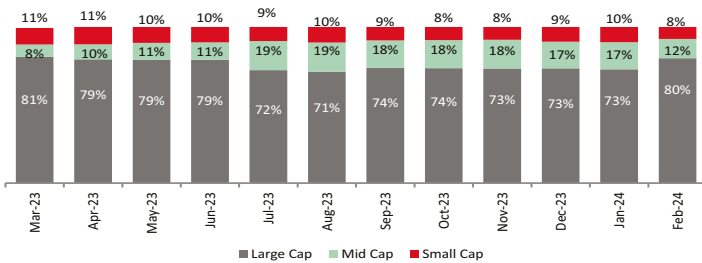
Potential to generate relatively better risk adjusted returns

# GCMV is an internal process framework to optimize stock selection based on growth, cashflow, management and valuation

### Scheme Positioning

- A high conviction diversified portfolio of companies that could benefit from emerging opportunities in the domestic scenario.
- A flexi cap, multi sector approach of selecting around 30 stocks with potential medium to long term growth runway.

### 12 Month Market Capitalization Trend (% to Equity Holdings)



As per the Market Capitalization data provided by AMFI (In line with the applicable SEBI guidelines)

### Top 5 Sectors of the scheme (% to Net Assets)

Sector	MMFF	NSE 500 Index TRI
Financial Services	27.27%	28.20%
Oil Gas & Consumable Fuels	16.25%	9.58%
Information Technology	10.16%	10.54%
Fast Moving Consumer Goods	7.08%	7.29%
Automobile And Auto Components	5.41%	6.79%

Data as on February 29, 2024

### Significant Portfolio changes of the Current Month

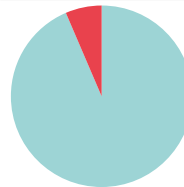
Fresh Additions	Complete Exits
<b>Security</b>	<b>Security</b>
GAIL (India) Limited	Gujarat State Fertilizers & Chemicals Limited
IndusInd Bank Limited	Larsen & Toubro Limited
Union Bank of India	NHPC Limited
-	Piramal Enterprises Limited

**Note:** The companies/stock(s) referred above are only for the purpose of disclosure of significant portfolio changes during the month and should not be construed as recommendation to buy/sell/ hold. The fund manager may or may not choose to hold these companies/stocks, from time to time. Investors are requested to consult their financial, tax and other advisors before taking any investment decision(s). Data as on February 29, 2024

### Portfolio Update for the Month

- Key Overweight sectors/Industries include Oil & Gas, Construction Materials and Telecom sector vs the Scheme's Benchmark
- Key Underweight sectors /Industries include Consumer Durables, Capital Goods and Construction vs the Scheme's Benchmark

### Asset Allocation (%)



- 93.25% - Equity Holdings
- 6.75% - Cash & Other Receivables

Data as on February 29, 2024

### Top 10 Equity Holdings (as on February 29, 2024)

Security	% to Net Assets
ICICI Bank Limited	8.44%
Reliance Industries Limited	8.36%
State Bank of India	6.44%
Infosys Limited	5.41%
Grasim Industries Limited	4.80%
Kotak Mahindra Bank Limited	4.01%
Hindustan Unilever Limited	3.60%
Indus Towers Limited	3.50%
Sun Pharmaceutical Industries Limited	3.36%
Coal India Limited	3.33%
<b>Total</b>	<b>51.25%</b>

### Portfolio Stats

Turnover Ratio (Last 1 year)	0.80
Standard Deviation	12.77%
Beta	0.89
Sharpe Ratio <sup>#</sup>	1.30
Jenson's Alpha	0.4717

#Risk-free rate assumed to be 6.80% (MIBOR as on 29-02-24) - Source:www.mmda.org  
Note: As per AMFI guidelines for factsheet, the ratios are calculated based on month rolling returns for last 3 years. Data as on February 29, 2024

## Scheme Details

### Investment Objective:

The investment objective of the scheme is to generate long term capital appreciation by investing in a concentrated portfolio of equity & equity related instruments of maximum 30 companies across market capitalisation. However, there can be no assurance that the investment objective of the Scheme will be achieved.

### Fund Manager:

**Mr Krishna Sanghavi**

**Total Experience:** 27 years | **Experience in managing this fund:** 3 years and 3 months (Managing since November 17, 2020)

**Ms. Fatema Pacha**

**Total Experience:** 18 years | **Experience in managing this fund:** 3 years and 2 months (Managing since December 21, 2020)

**Date of allotment:** November 17, 2020

**Benchmark:** NSE 500 Index TRI

**Option:** IDCW (IDCW Option will have IDCW Reinvestment (D) & IDCW Payout facility) and Growth (D)

D-Default

**Minimum Application Amount:** Rs. 1,000/- and in multiples of Re.1/- thereafter

**Minimum Weekly & Monthly SIP Amount:** Rs 500 and in multiples of Re. 1/- thereafter

**Minimum Weekly & Monthly SIP Installments:** 6

**Minimum Quarterly SIP Amount:** Rs 1,500 and in multiples of Re. 1/- thereafter

**Minimum Quarterly SIP installments:** 4

**Monthly AAUM as on February 29, 2024 (Rs. in Cr.):** 1,156.75

**Monthly AUM as on February 29, 2024 (Rs. in Cr.):** 1,178.81

**Entry Load:** Not applicable

**Exit Load:** •An Exit Load of 1% is payable if Units are redeemed / switched-out upto 3 months from the date of allotment;

• Nil if Units are redeemed / switched-out after 3 months from the date of allotment.

## Scheme Performance (as on February 29, 2024)

Mahindra Manulife Focused Fund	CAGR Returns (%)			Value of Investment of ₹ 10,000*			NAV / Index Value (as on February 29, 2024)
	1 Year	3 Years	Since Inception	1 Year (₹)	3 Years (₹)	Since Inception	
Regular Plan - Growth Option	47.78	24.99	29.05	14,794	19,561	23,111	23.1111
NSE 500 Index TRI <sup>^</sup>	39.58	19.34	23.00	13,971	17,022	19,740	31,499.31
Nifty 50 TRI <sup>^^</sup>	28.40	16.12	19.03	12,849	15,675	17,724	32,360.25

<sup>^</sup>Benchmark <sup>^^</sup>Additional Benchmark. Inception/Allotment date: 17-Nov-20. **Past performance may or may not be sustained in future and should not be used as a basis of comparison with other investments.** Since inception returns of the scheme is calculated on face value of Rs. 10 invested at inception. The performance details provided above are of Growth Option under Regular Plan. Different Plans i.e Regular Plan and Direct Plan under the scheme has different expense structure. \*Based on standard investment of Rs. 10,000 made at the beginning of the relevant period. Ms. Fatema Pacha is managing this scheme since December 21, 2020

## SIP Performance (as on February 29, 2024)

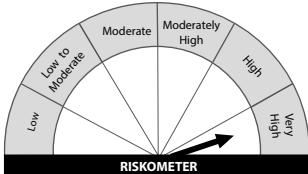
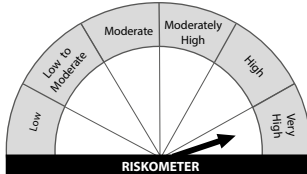
SIP Investment Period	Total Amount Invested (₹)	Regular Plan		NSE 500 Index TRI <sup>^</sup>		Nifty 50 TRI <sup>^^</sup>	
		Market Value (₹)	CAGR Returns (%)	Market Value (₹)	CAGR Returns (%)	Market Value (₹)	CAGR Returns (%)
1 Year	1,20,000	1,53,907	56.47	1,45,011	40.96	1,37,805	28.73
3 Years	3,60,000	5,34,938	27.55	4,88,515	20.91	4,59,743	16.58
Since Inception	3,90,000	5,99,599	27.53	5,43,285	20.91	5,09,422	16.69

<sup>^</sup>Benchmark <sup>^^</sup>Additional Benchmark. CAGR - Compounded Annual Growth Rate. Inception/Allotment date: 17-Nov-20. **Past performance may or may not be sustained in future and should not be used as a basis of comparison with other investments.** Returns greater than 1 year period are compounded annualized. For SIP returns, monthly investment of equal amounts invested on the 1st business day of every month has been considered. CAGR Returns (%) are computed after accounting for the cash flow by using the XIRR method (investment internal rate of return).

### Distributed by:

**Disclaimer:** Readers of this material should rely on information / data arising out of their own investigations and advised to seek independent professional advice and arrive at an informed decision before making any investments. Neither Mahindra Manulife Investment Management Private Limited nor Mahindra Manulife Trustee Private Limited, its directors or associates shall be liable for any damages that may arise from the use of the information contained herein.

**Get in Touch:** Unit No. 204, 2nd Floor, Amity Building, Piramal Agastya Corporate Park, LBS Road, Kamani Junction, Kurla (W), Mumbai - 400 070.  
Phone: +91-22-66327900, Fax: +91-22-66327932  
Toll Free No.: 1800 419 6244 Website: www.mahindramanulife.com

Scheme Name	This Product is Suitable for investors who are seeking*	Scheme Riskometer	Scheme Benchmark	Benchmark Riskometer
<b>Mahindra Manulife Focused Fund</b>	<ul style="list-style-type: none"> <li>Long term capital appreciation;</li> <li>Investment in equity and equity related instruments in concentrated portfolio of maximum 30 stocks across market capitalization.</li> </ul>	 <p>Investors understand that their principal will be at very high risk</p>	<b>NSE 500 Index TRI</b>	

\*Investors should consult their financial advisers if in doubt about whether the product is suitable for them.

**Mutual Fund investments are subject to market risks, read all scheme related documents carefully.**

**Performance of other schemes managed by the Fund Manager(s)**

Scheme Name	Scheme Inception Date	Fund Manager(s)	Managing since	CAGR Returns (%)		
				1 yr	3 yrs	5 yrs
<b>Mahindra Manulife ELSS Tax Saver Fund - Reg - Growth</b>	18-Oct-16	Ms. Fatema Pacha	16-Oct-20	31.63	19.00	17.72
		Mr. Manish Lodha	21-Dec-20			
Nifty 500 Index TRI <sup>A</sup>				39.58	19.34	18.79
<b>Mahindra Manulife Multi Cap Fund - Reg - Growth</b>	11-May-17	Mr. Manish Lodha	21-Dec-20	51.13	25.45	24.38
		Ms. Fatema Pacha	16-Oct-20			
Nifty 500 Multicap 50:25:25 TRI Index <sup>A</sup>				47.54	22.84	21.43
<b>Mahindra Manulife Consumption Fund - Reg - Growth</b>	13-Nov-18	Mr. Abhinav Khandelwal	1-Apr-22	38.94	19.40	15.19
		Ms. Fatema Pacha	21-Dec-20			
Nifty India Consumption TRI <sup>A</sup>				38.88	20.49	17.13
<b>Mahindra Manulife Aggressive Hybrid Fund - Reg - Growth</b>	19-July-19	Ms. Fatema Pacha (Equity Portion)	16-Oct-20	31.80	17.69	-
		Mr. Manish Lodha (Equity Portion)	21-Dec-20			
		Mr. Rahul Pal (Debt Portion)	Since inception			
CRISIL Hybrid 35+65 Aggressive Index <sup>A</sup>				26.58	14.08	-
<b>Mahindra Manulife Large Cap Fund - Reg - Growth</b>	15-Mar-19	Mr. Abhinav Khandelwal	1-Mar-22	31.57	15.33	-
		Ms. Fatema Pacha	21-Dec-20			
Nifty 100 Index TRI <sup>A</sup>				33.15	16.63	-
<b>Mahindra Manulife Flexi Cap Fund - Reg - Growth</b>	23-Aug-21	Ms. Fatema Pacha	Since inception	38.84	-	-
		Mr. Manish Lodha				
Nifty 500 TRI <sup>A</sup>				39.58	-	-
<b>Mahindra Manulife Balanced Advantage Fund</b>	30-Dec-21	Mr. Manish Lodha (Equity Portion)	Since inception	31.03	-	-
		Ms. Fatema Pacha (Equity Portion)				
		Mr. Rahul Pal (Debt Portion)				
Nifty 50 Hybrid Composite Debt 50: 50 Index <sup>A</sup>				18.27	-	-

<sup>A</sup>Benchmark CAGR - Compounded Annual Growth Rate.

**Past performance may or may not be sustained in future and should not be used as a basis of comparison with other investments.** The performance details provided above are of Growth Option under Regular Plan. Different Plans i.e Regular Plan and Direct Plan under the scheme has different expense structure. Mr. Krishna Sanghavi manages 2 scheme and Ms. Fatema Pacha manages 8 schemes of Mahindra Manulife Mutual Fund. The performance data for the schemes which have not completed one year has not been provided. Performance as on February 29, 2024

**Disclaimer :** Readers of this material should rely on information / data arising out of their own investigations and advised to seek independent professional advice and arrive at an informed decision before making any investments. Neither Mahindra Manulife Investment Management Private Limited nor Mahindra Manulife Trustee Private Limited, its directors or associates shall be liable for any damages that may arise from the use of the information contained herein.

**Get in Touch:** Unit No. 204, 2nd Floor, Amity Building, Piramal Agastya Corporate Park, LBS Road, Kamani Junction, Kurla (W), Mumbai - 400 070.  
Phone: +91-22-66327900, Fax: +91-22-66327932, Toll Free No.: 1800 419 6244 Website: [www.mahindramanulife.com](http://www.mahindramanulife.com)

**Mutual Fund investments are subject to market risks, read all scheme related documents carefully.**