

Distributed by:



The **Power of 3** is here
to empower your money.

Mahindra Manulife Multi Cap Fund

(Multi Cap Fund- An open ended equity scheme
investing across large cap, mid cap, small cap stocks)

January 30, 2026

Why invest in this Scheme ?



Prudent portfolio of investments
across companies and sectors.



Actively managed by professional fund
managers for potential long term capital
appreciation.

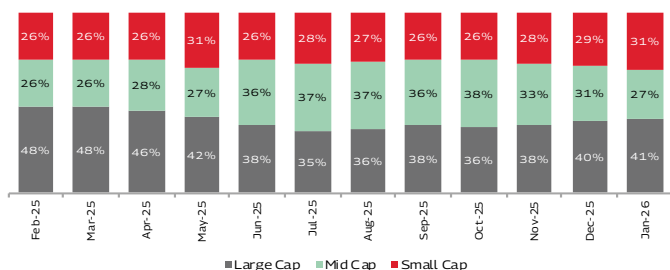


Opportunity to participate in
successful businesses through
equity market.

Scheme Positioning

- A well-diversified portfolio of companies having demonstrated industry leadership and scalability leading to high earnings growth potential.
- The portfolio will tap into emerging growth opportunities from across sectors stemming from under penetration, structural market share shifts and technology driven changes.

12 Month Market Capitalization Trend (% to Equity Holdings)



■ Large Cap ■ Mid Cap ■ Small Cap

As per the Market Capitalization data provided by AMFI (In line with the applicable SEBI guidelines)

Top 5 Sectors of the scheme (% to Net Assets)

Sector	MMCF*	Nifty 500 Multicap 50:25:25 TRI
Financial Services	34.31%	30.35%
Healthcare	12.45%	7.78%
Capital Goods	7.86%	7.92%
Automobile And Auto Components	7.74%	6.96%
Information Technology	7.21%	7.41%

*Mahindra Manulife Multi Cap Fund

Data as on January 30, 2026

Significant Portfolio changes of the Current Month

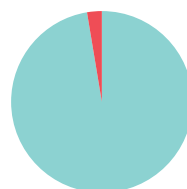
Fresh Additions	Complete Exits
Security	Security
Bandhan Bank Limited	InterGlobe Aviation Limited
Ujjivan Small Finance Bank Limited	CG Power and Industrial Solutions Limited
Oil & Natural Gas Corporation Limited	The Federal Bank Limited
CreditAccess Grameen Limited	Kaynes Technology India Limited
Union Bank of India	Mahanagar Gas Limited
Tata Steel Limited	Godrej Properties Limited
Tilaknagar Industries Limited	HDFC Asset Management Company Limited
-	Thejo Engineering Limited
-	-
-	-

Note: The companies/stock(s) referred above are only for the purpose of disclosure of significant portfolio changes during the month and should not be construed as recommendation to buy/sell/hold. The fund manager may or may not choose to hold these companies/stocks, from time to time. Investors are requested to consult their financial, tax and other advisors before taking any investment decision(s). Data as on January 30, 2026

Portfolio Update for the Month

- Key Overweight sectors/Industries include Financial Services, Healthcare and Automobile and Auto Components vs the Scheme's Benchmark
- Key Underweight sectors /Industries include Information Technology, FMCG and Oil Gas & Consumable Fuels vs the Scheme's Benchmark.

Asset Allocation (%)



- 96.81% - Equity Holdings
- 3.19% - Cash & Other Receivables

Data as on January 30, 2026

Top 10 Equity Holdings (as on January 30, 2026)

Security	% to Net Assets
ICICI Bank Limited	3.82%
Glenmark Pharmaceuticals Limited	3.30%
Indus Towers Limited	3.30%
Divi's Laboratories Limited	2.85%
UltraTech Cement Limited	2.62%
Axis Bank Limited	2.38%
Shriram Finance Limited	2.36%
Multi Commodity Exchange of India Limited	2.36%
Polycab India Limited	2.24%
Piramal Finance Limited	2.20%
Total	27.43%

Portfolio Stats

Turnover Ratio (Last 1 year)	1.02
Standard Deviation	14.47%
Beta	0.98
Sharpe Ratio*	1.04
Jenson's Alpha	0.1561

#Risk-free rate assumed to be 5.53% (MIBOR as on 30-01-2026) - Source:www.mmda.org

Note: As per AMFI guidelines for factsheet, the ratios are calculated based on month rolling returns for last 3 years. Data as on January 30, 2026

Scheme Details

Investment Objective:

The investment objective of the Scheme is to provide medium to long term capital appreciation through appropriate diversification and taking low risk on business quality. The diversified portfolio would predominantly consist of equity and equity related securities including derivatives. However, there can be no assurance that the investment objective of the Scheme will be achieved.

Fund Manager:

Mr. Vishal Jajoo

Total Experience : 17 years | **Experience in managing this fund:** 3 months (Managing since November 3, 2025)

Ms. Fatema Pacha

Total Experience : 18 years | **Experience in managing this fund:** 5 years and 3 months (managing since October 16, 2020)

Date of allotment: May 11, 2017

Benchmark: Nifty 500 Multicap 50:25:25 TRI

Option: IDCW (IDCW Option will have IDCW Reinvestment (D) & IDCW Payout facility) and Growth (D) D-Default

Minimum Redemption / Switch-outs: Rs. 1,000/- or 100 units or account balance, whichever is lower

Minimum Application Amount: Rs. 1,000 and in multiples of Re. 1/- thereafter

Minimum Additional Purchase Amount: Rs. 1,000 and in multiples of Re. 1/- thereafter

Minimum Weekly & Monthly SIP Amount: Rs 500 and in multiples of Re. 1/- thereafter

Minimum Weekly & Monthly SIP Installments: 6

Minimum Quarterly SIP Amount: Rs 1,500 and in multiples of Re. 1/- thereafter

Minimum Quarterly SIP installments: 4

Monthly AAUM as on January 30, 2026 (Rs. in Cr.): 6,094.54

Monthly AUM as on January 30, 2026 (Rs. in Cr.): 6,045.74

Entry Load: Not applicable

Exit Load: • An Exit Load of 1% is payable if Units are redeemed switched-out upto 3 months from the date of allotment;

• Nil if Units are redeemed / switched-out after 3 months from the date of allotment.

IDCW: Income Distribution cum Capital Withdrawal

Scheme Performance (as on January 30, 2026)

Mahindra Manulife Multi Cap Fund	CAGR Returns (%)				Value of Investment of ₹ 10,000*				NAV / Index Value (as on January 30, 2026)
	1 Year	3 Years	5 Years	Since Inception	1 Year (₹)	3 Years (₹)	5 Years (₹)	Since Inception	
Regular Plan - Growth Option	9.63	20.57	21.02	15.54	10,960	17,529	25,983	35,290	35.2902
Nifty 500 Multicap 50:25:25 TRI [^]	6.81	18.59	18.72	13.99	10,680	16,676	23,607	31,366	20,727.68
Nifty 50 TRI ^{^^}	9.00	14.08	14.52	13.38	10,897	14,848	19,714	29,927	38,138.83

[^]Benchmark ^{^^}Additional Benchmark. CAGR - Compounded Annual Growth Rate. Inception/Allotment date: 11-May-17. **Past performance may or may not be sustained in future and should not be used as a basis of comparison with other investments.** Since inception returns of the scheme is calculated on face value of Rs. 10 invested at inception. The performance details provided above are of Growth Option under Regular Plan. Different Plans i.e Regular Plan and Direct Plan under the scheme has different expense structure. Mr. Vishal Jajoo is managing this fund since November 3, 2025, Ms. Fatema Pacha is managing this scheme since October 16, 2020

*Based on standard investment of Rs. 10,000 made at the beginning of the relevant period.

SIP Performance (as on January 30, 2026)

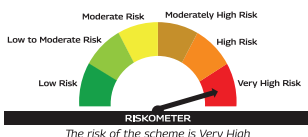
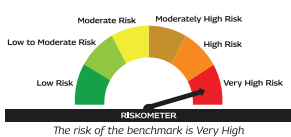
SIP Investment Period	Total Amount Invested (₹)	Regular Plan		Nifty 500 Multicap 50:25:25 TRI [^]		Nifty 50 TRI ^{^^}	
		Market Value (₹)	CAGR Returns (%)	Market Value (₹)	CAGR Returns (%)	Market Value (₹)	CAGR Returns (%)
1 Year	1,20,000	1,24,519	7.07	1,22,654	4.14	1,24,466	6.99
3 Years	3,60,000	4,34,832	12.66	4,26,537	11.33	4,20,625	10.38
5 Years	6,00,000	8,81,240	15.37	8,56,413	14.21	8,04,021	11.66
Since Inception	10,40,000	23,21,616	17.88	21,57,589	16.27	19,17,820	13.68

[^]Benchmark ^{^^}Additional Benchmark. CAGR - Compounded Annual Growth Rate. Inception/Allotment date: 11-May-17. **Past performance may or may not be sustained in future and should not be used as a basis of comparison with other investments.** Returns greater than 1 year period are compounded annualized. For SIP returns, monthly investment of equal amounts invested on the 1st business day of every month has been considered. CAGR Returns (%) are computed after accounting for the cash flow by using the XIRR method (investment internal rate of return).

Distributed by:

Disclaimer : Readers of this material should rely on information / data arising out of their own investigations and advised to seek independent professional advice and arrive at an informed decision before making any investments. Neither Mahindra Manulife Investment Management Private Limited nor Mahindra Manulife Trustee Private Limited, its directors or associates shall be liable for any damages that may arise from the use of the information contained herein.

Get in Touch: Unit No. 204, 2nd Floor, Amity Building, Piramal Agastya Corporate Park, LBS Road, Kamani Junction, Kurla (W), Mumbai - 400 070.
Phone: +91-22-66327900, Fax: +91-22-66327932
Toll Free No.: 1800 419 6244 Website: www.mahindramanulife.com

Scheme Name	This Product is Suitable for investors who are seeking*	Scheme Riskometer	Scheme Benchmark	Benchmark Riskometer
Mahindra Manulife Multi Cap Fund	<ul style="list-style-type: none"> Medium to Long term capital appreciation. Investment predominantly in equity and equity related securities including derivatives. 	 <p>The risk of the scheme is Very High</p>	As per AMFI Tier I Benchmark i.e. Nifty 500 Multicap 50:25:25 TRI	 <p>The risk of the benchmark is Very High</p>

*Investors should consult their financial advisers if in doubt about whether the product is suitable for them.

Mutual Fund investments are subject to market risks, read all scheme related documents carefully.

Performance of other schemes managed by the Fund Manager(s)

Scheme Name	Scheme Inception Date	Fund Manager(s)	Managing since	CAGR Returns (%)		
				1 yr	3 yrs	5 yrs
Mahindra Manulife ELSS Tax Saver Fund - Reg - Growth	18-Oct-16	Ms. Fatema Pacha	16-Oct-20	7.35	14.54	16.08
Nifty 500 TRI [^]				8.00	16.72	16.52
Mahindra Manulife Consumption Fund - Reg - Growth	13-Nov-18	Mr. Navin Matta	24-Oct-24	0.13	14.52	14.56
		Ms. Fatema Pacha	21-Dec-20			
Nifty India Consumption TRI [^]				4.21	17.10	15.77
Mahindra Manulife Equity Savings Fund - Reg - Growth	01-Feb-17	Mr. Renjith Sivaram (Equity Portion)	03-Jul-23	7.12	10.20	9.57
		Mr. Navin Matta (Equity Portion)	02-Dec-25			
		Mr. Rahul Pal (Debt Portion)	01-Feb-17			
		Mr. Kush Sonigara (Debt Portion)	01-Jan-26			
Nifty Equity Savings TRI [^]				8.10	10.11	9.38
Mahindra Manulife Mid Cap Fund - Reg - Growth	30-Jan-18	Mr. Krishna Sanghavi	24-Oct-24	7.58	23.89	23.17
		Ms. Kirti Dalvi	03-Dec-24			
Nifty Midcap 150 TRI [^]				8.93	23.55	23.07
Mahindra Manulife Aggressive Hybrid Fund - Reg - Growth	19-July-19	Ms. Fatema Pacha (Equity Portion)	16-Oct-20	7.99	16.67	16.33
		Ms. Kirti Dalvi (Equity Portion)	02-Dec-25			
		Mr. Rahul Pal (Debt Portion)	19-Jul-19			
		Mr. Amit Garg (Debt Portion)	02-May-24			
CRISIL Hybrid 35+65 Aggressive Index [^]				7.81	13.23	12.55
Mahindra Manulife Large Cap Fund - Reg - Growth	15-Mar-19	Ms. Fatema Pacha	21-Dec-20	8.11	14.69	14.19
		Ms. Kirti Dalvi	02-Dec-25			
Nifty 100 Index TRI [^]				8.92	14.99	14.78
Mahindra Manulife Large & Mid Cap Fund - Reg - Growth	30-Dec-19	Ms. Kirti Dalvi	02-Dec-25	7.86	17.39	18.25
NIFTY Large Midcap 250 TRI [^]				9.01	19.34	18.98
Mahindra Manulife Focused Fund - Reg - Growth - Reg - Growth	17-Nov-20	Mr. Krishna Sanghavi	17-Nov-20	7.38	19.30	20.09
		Ms. Fatema Pacha	21-Dec-20			
Nifty 500 TRI [^]				8.00	16.72	16.52
Mahindra Manulife Flexi Cap Fund - Reg - Growth	23-Aug-21	Ms. Fatema Pacha	23-Aug-21	6.93	16.57	-
Nifty 500 TRI [^]				8.00	16.72	-
Mahindra Manulife Balanced Advantage Fund - Reg - Growth	30-Dec-21	Ms. Fatema Pacha (Equity Portion)	30-Dec-21	6.54	13.10	-
		Mr. Rahul Pal (Debt Portion)	30-Dec-21			
		Mr. Amit Garg (Debt Portion)	01-Jan-26			
Nifty 50 Hybrid Composite Debt 50: 50 Index [^]				7.03	10.67	-
Mahindra Manulife Small Cap Fund - Reg - Growth	12-Dec-22	Mr. Krishna Sanghavi	24-Jun-24	2.19	22.65	-
		Mr. Vishal Jajoo	23-Dec-24			
BSE 250 Small Cap TRI [^]				-0.99	18.80	-
Mahindra Manulife Manufacturing Fund - Reg - Growth	24-Jun-24	Mr. Renjith Sivaram	24-Jun-24	6.46	-	-
		Mr. Navin Matta	02-Dec-25			
Nifty India Manufacturing TRI [^]				13.94	-	-

[^]Benchmark CAGR - Compounded Annual Growth Rate.

Past performance may or may not be sustained in future and should not be used as a basis of comparison with other investments. The performance details provided above are of Growth Option under Regular Plan. Different Plans i.e Regular Plan and Direct Plan under the scheme has different expense structure. Mr. Vishal Jajoo manages 1 scheme and Ms. Fatema Pacha manages 7 schemes each of Mahindra Manulife Mutual Fund. The performance data for the schemes which have not completed one year has not been provided.

Note: The performance data of Mahindra Manulife Value Fund has not been provided as the scheme has not completed 1 year since inception. The said Scheme is managed by Mr. Krishna Sanghavi & Mr. Vishal Jajoo. The performance data of Mahindra Manulife Banking & Financial Services Fund has not been provided as the scheme has not completed 1 year since inception. The said Scheme is managed by Mr. Vishal Jajoo & Mr. Chetan Sanjay Gindodia.

Note: As January 31, 2026 was a non-business days, the schemes returns disclosed are as on January 30, 2026, except for Mahindra Manulife Liquid Fund and Mahindra Manulife Overnight Fund which is as of January 31, 2026.

Disclaimer : Readers of this material should rely on information / data arising out of their own investigations and advised to seek independent professional advice and arrive at an informed decision before making any investments. Neither Mahindra Manulife Investment Management Private Limited nor Mahindra Manulife Trustee Private Limited, its directors or associates shall be liable for any damages that may arise from the use of the information contained herein.

Get in Touch: Unit No. 204, 2nd Floor, Amiti Building, Piramal Agastya Corporate Park, LBS Road, Kamani Junction, Kurla (W), Mumbai - 400 070.

Phone: +91-22-66327900, Fax: +91-22-66327932, Toll Free No.: 1800 419 6244 Website: www.mahindramanulife.com

Mutual Fund investments are subject to market risks, read all scheme related documents carefully.