Distributed by:

mahindra Manulife MUTUAL FUND

Paint your Financial Canvas

Mahindra Manulife Multi Asset Allocation Fund

(An open ended scheme investing in Equity, Debt, Gold/ Silver Exchange Traded Funds (ETFs) and Exchange Traded Commodity Derivatives)

@Units of Gold/Silver ETFs & other Gold and Silver instruments (including Exchange traded commodity derivative (ETCDs) as permitted by SEBI from time to time).

*June 30, 2026

Why asset allocation matters : Asset Allocation is a strategy that aims to balance risk and reward by apportioning investments across asset classes.

- Different asset classes performs at different points in time
- Reduce dependency on a single asset class
- Helps to mitigate volatility of portfolio returns

Why Mahindra Manulife Multi Asset Allocation Fund

- Asset Allocation shall be rebalanced regularly by fund managers based on evolving market dynamics.
- Diversified Portfolio that aims to combine stability of fixed income, growth potential of equity and tactical exposure to gold/silver.

12 Month Market Capitalization Trend (% to Equity Holdings)

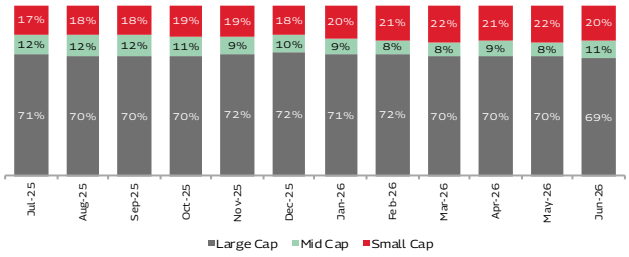

As per the Market Capitalization data provided by AMFI (In line with the applicable SEBI guidelines)

Top 5 Sectors of the scheme# (% to Net Assets)

Sector	MMMAA*
Financial Services	16.72%
Capital Goods	5.74%
Oil Gas & Consumable Fuels	4.41%
Healthcare	4.10%
Automobile And Auto Components	3.75%

#For the equity portion
*Mahindra Manulife Multi Asset Allocation Fund

Data as on June 30, 2026

Portfolio Information

Annualised Portfolio YTM*[1]^	7.65%[2]
Macaulay Duration^	3.58 years[2]
Modified Duration^	3.40 years[2]
Residual Maturity^	5.90 years[2]
Portfolio Turnover Ratio (Last 1 year)	0.62
As on (Date)	June 30, 2026

*In case of semi annual YTM, it will be annualised
^For debt component
[1]Yield to maturity should not be construed as minimum return offered by the Scheme. [2]Calculated on amount invested in debt securities (including accrued interest), deployment of funds in TREPS and Reverse Repo and net receivable / payable.
Calculated for the period since inception till June 30, 2026. | Data Source: ICRA Analytics, Bloomberg | Data as on June 30, 2026 | N.A.: Net Assets

Investment Approach

- **EQUITY :** Diversified portfolio of stocks for long term capital appreciation.
- **DEBT :** Dynamic duration management with a portfolio of high-quality securities with reasonable accruals.
- **Gold/Silver** :** Tactical exposure to Gold and Silver

**Units of Gold/Silver ETFs & other Gold and Silver instruments (including Exchange traded commodity derivative (ETCDs) as permitted by SEBI from time to time.

Asset Allocation (%)

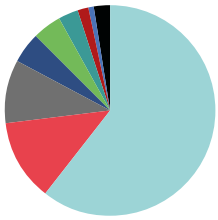

- 60.65 - Equity Holdings$
- 12.50 - Corporate Bond
- 9.73 - Exchange Traded Funds (ETF)
- 4.81 - Floating Rate Note
- 4.34 - Mutual Fund Units
- 2.99 - Government Bond
- 1.91 - State Government Bond
- 0.57 - InvIT
- 2.50 - Cash & Other Receivables

Data as on June 30, 2026
$Includes Real Estate Investment Trusts (REIT)

Top 10 Holdings (as on June 30, 2026)

Security	% of Net Assets
ICICI Prudential Mutual Fund	8.62%
Mahindra Manulife Mutual Fund	4.34%
HDFC Bank Limited	4.15%
ICICI Bank Limited	3.72%
Brookfield India Real Estate Trust	3.49%
Muthoot Finance Limited	3.29%
Government of India	2.99%
Shriram Finance Limited	2.78%
Bharti Airtel Limited	2.31%
Reliance Industries Limited	2.29%
Total	**37.98%**

Historical Asset Allocation (as on June 30, 2026)

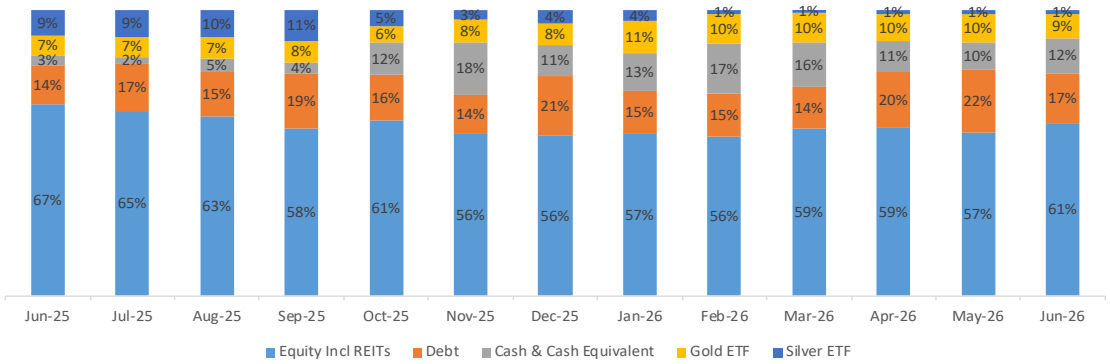

Equity holdings also include REITs. Data taken as on last day of each month.

The above data is only for the purpose of disclosure of the history of the asset allocation of the Scheme and should not be construed as recommendation from Mahindra Manulife Mutual Fund (MMMF) / Mahindra Manulife Investment Management Private Limited (MMIMPL). The said allocation may vary from time to time.

Scheme Details

Investment Objective:

The investment objective of the Scheme is to seek to generate long-term capital appreciation and income by investing in equity and equity related securities, debt & money market instruments, Gold/Silver ETFs and Exchange Traded Commodity Derivatives (ETCDs) as permitted by SEBI from time to time. However, there can be no assurance that the investment objective of the Scheme will be achieved.

Fund Manager:

Mr. Renjith Sivaram (Equity)
Total Experience: 14 years | **Experience in managing this fund:** 2 Years and 3 months (managing since March 13, 2024)

Mr. Rahul Pal (Debt)
Total Experience: 22 years | **Experience in managing this fund:** 2 Years and 3 months (managing since March 13, 2024)

Mr. Kush Sonigara (Debt)
Total Experience: 13 years | **Experience in managing this fund:** 6 Months (managing since January 01, 2026)

Date of allotment: March 13, 2024

Benchmark: 45% NIFTY 500 TRI + 40% CRISIL Composite Bond Index + 10% Domestic Price of Physical Gold + 5% Domestic Price of Silver

Option: IDCW (IDCW Option will have IDCW Reinvestment (D) & IDCW Payout facility) and Growth (D) D-Default

Minimum Application Amount: Rs. 1,000/- and in multiples of Re. 1/- thereafter

Minimum Additional Purchase Amount: Rs. 1,000/- and in multiples of Re.. 1/- thereafter

Minimum amount for redemption/switch out: Rs. 1,000/- or 100 units or account balance, whichever is lower

Minimum Weekly & Monthly SIP Amount: Rs 500 and in multiples of Re. 1 thereafter

Minimum Weekly & Monthly SIP Installments: 6

Minimum Quarterly SIP Amount: Rs 1,500 and inmultiples of Re. 1 thereafter

Minimum Quarterly SIP installments: 4

Monthly AAUM as on June 30, 2026 (Rs. in Cr.): 1,134.76

Quarterly AAUM as on June 30, 2026 (Rs. in Cr.): 1108.97

Monthly AUM as on June 30, 2026 (Rs. in Cr.): 1,134.25

Entry Load: Not applicable

Exit Load: • An Exit Load of 0.5% is payable if Units are redeemed / switched-out up to 3 months from the date of allotment;

• Nil if Units are redeemed / switched-out after 3 months from the date of allotment.

Redemption /Switch-Out of Units would be done on First in First out Basis (FIFO).

IDCW: Income Distribution cum Capital Withdrawal

Scheme Performance (as on June 30, 2026)

Mahindra Manulife Multi Asset Allocation Fund	CAGR Returns (%)		Value of Investment of ₹ 10,000*		NAV / Index Value (as on June 30, 2026)
	1 Year	Since Inception	1 Year(₹)	Since Inception	
Regular Plan - Growth Option	13.22	14.34	11,322	13,608	13.6081
45% Nifty 500 TRI + 40% CRISIL Composite Bond Index + 10% Domestic Price of Physical Gold + 5% Domestic Price of Silver^	10.77	13.88	11,077	13,481	13.4812
Nifty 50 TRI^^	-5.42	4.90	9,458	11,162	36,145.88

^Benchmark ^^Additional Benchmark. Inception/Allotment date: 13-Mar-24. CAGR - Compounded Annual Growth Rate. **Past performance may or may not be sustained in future and should not be used as a basis of comparison with other investments.** Since inception returns of the scheme is calculated on face value of Rs. 10 invested at inception. The performance details provided above are of Growth Option under Regular and Direct Plan. Different Plans i.e Regular Plan and Direct Plan under the scheme has differentexpense structure. *Based on standard investment of Rs. 10,000 made at the beginning of the relevant period. Mr. Kush Sonigara is managing this fund since January 01, 2026.

SIP Performance (as on June 30, 2026)

SIP Investment Period	Total Amount Invested (₹)	Regular Plan		45% Nifty 500 TRI + 40% CRISIL Composite Bond Index + 10% Domestic Price of Physical Gold + 5% Domestic Price of Silver^		Nifty 50 Index TRI^^	
		Market Value (₹)	CAGR Returns (%)	Market Value (₹)	CAGR Returns (%)	Market Value (₹)	CAGR Returns (%)
1 Year	1,20,000	1,26,896	10.91	1,25,798	9.15	1,16,353	-5.63
Since Inception	2,70,000	3,11,932	12.95	3,07,261	11.55	2,69,569	-0.14

^Benchmark ^^Additional Benchmark. CAGR - Compounded Annual Growth Rate. Inception/Allotment date: 13-March-24. **Past performance may or may not be sustained in future and should not be used as a basis of comparison with other investments.** Returns greater than 1 year period are compounded annualized. For SIP returns, monthly investment of equal amounts invested on the 1st business day of every month has been considered. CAGR Returns (%) are computed after accounting for the cash flow by using the XIRR method (investment internal rate of return).

Distributed by:

Disclaimer : Readers of this material should rely on information / data arising out of their own investigations and advised to seek independent professional advice and arrive at an informed decision before making any investments. Neither Mahindra Manulife Investment Management Private Limited nor Mahindra Manulife Trustee Private Limited, its directors or associates shall be liable for any damages that may arise from the use of the information contained herein.

Get in Touch: Unit No. 204, 2nd Floor, Amiti Building, Piramal Agastya Corporate Park, LBS Road, Kamani Junction, Kurla (W), Mumbai - 400 070. Phone: +91-22-66327900, Fax: +91-22-66327932 Toll Free No.: 1800 419 6244 Website: www.mahindramanulife.com

Scheme Name	This Product is Suitable for investors who are seeking*	Scheme Riskometer	Scheme Benchmark	Benchmark Riskometer
Mahindra Manulife Multi Asset Allocation Fund	• Capital Appreciation while generating income over long term; • Investments across equity and equity related instruments, debt and money market instruments, units of Gold/Silver Exchange Traded Funds (ETFs) and Exchange Traded Commodity Derivatives.		**As per AMFI Tier I Benchmark i.e. 45% NIFTY 500 TRI + 40% CRISIL Composite Bond Index + 10% Domestic Price of Physical Gold + 5% Domestic Price of Silver**	

*Investors should consult their financial advisers if in doubt about whether the product is suitable for them.

Mutual Fund investments are subject to market risks, read all scheme related documents carefully.

C.No. 01869

Performance of other schemes managed by the Fund Manager(s) (as on June 30, 2026)

Scheme Name	Scheme Inception Date	Fund Manager(s)	Managing since	CAGR Returns (%)		
				1 yr	3 yrs	5 yrs
Mahindra Manulife Aggressive Hybrid Fund - Reg - Growth	19-July-19	Ms. Fatema Pacha (Equity Portion)	16-Oct-20	-3.56	12.29	11.70
		Ms. Kirti Dalvi (Equity Portion)	02-Dec-25			
		Mr. Rahul Pal (Debt Portion)	Since inception			
		Mr. Amit Garg	02-May-24			
CRISIL Hybrid 35+65 Aggressive Index^				0.12	10.37	9.96
Mahindra Manulife Equity Savings Fund - Reg - Growth	01-Feb-17	Mr. Renjith Sivaram (Equity Portion)	03-Jul-23	4.16	8.84	7.94
		Mr. Navin Matta (Equity Portion)	02-Dec-25			
		Mr. Rahul Pal (Debt Portion)	Since inception			
		Mr. Kush Sonigara (Debt Portion)	01-Jan-26			
Nifty Equity Savings TRI^				2.28	8.15	7.88
Mahindra Manulife Arbitrage Fund - Reg - Growth	24-Aug-20	Mr. Mitul Doshi (Equity Portion)	02-May-25	5.23	5.64	4.83
		Mr. Navin Matta (Equity Portion)	24-Oct-24			
		Mr. Rahul Pal (Debt Portion)	Since inception			
Nifty 50 Arbitrage Index^				7.01	7.52	6.44
Mahindra Manulife Liquid Fund - Reg - Growth	04-Jul-16	Mr Rahul Pal	Since inception	6.27	6.90	6.14
		Mr. Amit Garg	08-Jun-20			
CRISIL Liquid Debt A-I Index^				6.12	6.83	6.15
Mahindra Manulife Low Duration Fund - Reg - Growth	15-Feb-17	Mr Rahul Pal	Since inception	5.82	6.76	5.79
		Mr Amit Garg	01-Jan-26			
CRISIL Low Duration Debt A-I Index^				6.08	7.17	6.36
Mahindra Manulife Ultra Short Duration Fund - Reg - Growth	17-Oct-19	Mr Rahul Pal	Since inception	6.12	6.89	6.04
		Mr. Amit Garg	08-Jun-20			
CRISIL Ultra Short Duration Debt A-I Index^				6.31	7.15	6.42
Mahindra Manulife Overnight Fund - Reg - Growth	23-Jul-19	Mr Rahul Pal	Since inception	5.22	6.07	5.52
		Mr. Amit Garg	08-Jun-20			
CRISIL Liquid Overnight Index^				5.33	6.19	5.66
Mahindra Manulife Dynamic Bond Fund - Reg - Growth	20-Aug-18	Mr. Rahul Pal	Since inception	4.70	6.60	5.05
		Mr. Kush Sonigara	01-Jan-26			
CRISIL Dynamic Bond A-III Index^				4.36	7.00	6.02
Mahindra Manulife Short Duration Fund - Reg - Growth	23-Feb-21	Mr. Rahul Pal	Since inception	5.61	6.99	5.80
		Mr. Kush Sonigara	01-Jan-26			
CRISIL Short Duration Debt A-II Index^				5.84	7.34	6.31
Mahindra Manulife Balanced Advantage Fund - Reg - Growth	30-Dec-21	Mr. Neelesh Dhamnaskar (Equity portion)	16-Feb-26	0.29	10.77	-
		Ms. Fatema Pacha (Equity Portion)	Since inception			
		Mr. Rahul Pal (Debt Portion)				
		Mr. Amit Garg (Debt Portion)	01-Jan-26			
Nifty 50 Hybrid Composite Debt 50: 50 Index^				-1.11	7.84	-
Mahindra Manulife Business Cycle Fund - Reg - Growth	11-Sep-23	Mr. Krishna Sanghavi	Since inception	4.70	-	-
		Mr. Vishal Jajoo	02-May-25			
		Mr. Renjith Sivaram	Since inception			
Nifty 500 TRI^				-1.71	-	-
Mahindra Manulife Manufacturing Fund - Reg - Growth	24-Jun-24	Mr. Renjith Sivaram	Since inception	6.29	-	-
		Mr. Navin Matta	02-Dec-25			
Nifty India Manufacturing TRI^				10.09	-	-

^Benchmark CAGR - Compounded Annual Growth Rate.

Past performance may or may not be sustained in future and should not be used as a basis of comparison with other investments. The performance details provided above are of Growth Option under Regular Plan. Different Plans i.e Regular Plan and Direct Plan under the scheme has different expense structure. Mr. Renjith Sivaram manages 5 schemes and Mr. Mr. Kush Sonigara manages 4 schemes and Mr. Rahul Pal manages 12 schemes each of Mahindra Manulife Mutual Fund. The performance data for the schemes which have not completed one year has not been provided.

Disclaimer : Readers of this material should rely on information / data arising out of their own investigations and advised to seek independent professional advice and arrive at an informed decision before making any investments. Neither Mahindra Manulife Investment Management Private Limited nor Mahindra Manulife Trustee Private Limited, its directors or associates shall be liable for any damages that may arise from the use of the information contained herein.

Get in Touch: Unit No. 204, 2nd Floor, Amiti Building, Piramal Agastya Corporate Park, LBS Road, Kamani Junction, Kurla (W), Mumbai - 400 070.
Phone: +91-22-66327900, Fax: +91-22-66327932, Toll Free No.: 1800 419 6244 Website: www.mahindramanulife.com

C.No. 01869

Mutual Fund investments are subject to market risks, read all scheme related documents carefully.