

Distributed by:


mahindra
Manulife

**MUTUAL
FUND**

Aim to hit **the right note**

Mahindra Manulife Business Cycle Fund

(An open ended equity scheme following business cycles based investing theme)

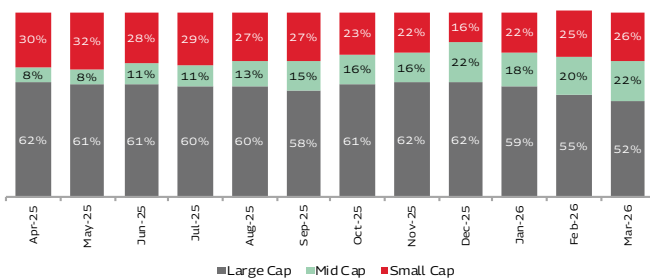


March 31, 2026

Why Business Cycle Fund?

- Business Cycle fund aims to identify and invest in select sectors based on the market and economic dynamics.
- Skilled fund managers can strategically rotate the portfolio's sectoral allocation to capture outperformance during specific phases of the business cycle.
- The Funds are designed to be flexible and adaptive to changing economic & market conditions.
- Investing in a business cycle fund allows investors to participate in the growth potential of different sectors and industries as the economy progresses through different phases of the cycle.

12 Month Market Capitalization Trend (% to Equity Holdings)



As per the Market Capitalization data provided by AMFI (In line with the applicable SEBI guidelines)

Portfolio Stats

Turnover Ratio (Last 1 year)	0.88
------------------------------	------

Significant Portfolio changes of the Current Month

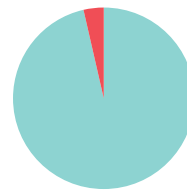
Fresh Additions	Complete Exits
Security	Security
HDFC Bank Limited	State Bank of India
ICICI Bank Limited	Hindustan Unilever Limited
Ajanta Pharma Limited	Oil & Natural Gas Corporation Limited
Maruti Suzuki India Limited	Punjab National Bank
Sun TV Network Limited	Union Bank of India
HCL Technologies Limited	Devyani International Limited
NOCIL Limited	-

Note: The companies/stock(s) referred above are only for the purpose of disclosure of significant portfolio changes during the month and should not be construed as recommendation to buy/sell/ hold. The fund manager may or may not choose to hold these companies/stocks, from time to time. Investors are requested to consult their financial, tax and other advisors before taking any investment decision(s). Data as on March 31, 2026

Portfolio Update for the Month

- Key Overweight sectors/Industries include Healthcare, Information Technology and Construction Materials vs the Scheme's Benchmark
- Key Underweight sectors /Industries include Financial Services, Oil Gas & Consumable Fuels and Fast Moving Consumer Goods vs the Scheme's Benchmark

Asset Allocation (%)



- 97.99% - Equity Holdings
- 2.01% - Cash & Other Receivables

Data as on March 31, 2026

Top 10 Equity Holdings (as on March 31, 2026)

Security	% to Net Assets
Reliance Industries Limited	4.50%
Indus Towers Limited	4.04%
Infosys Limited	3.54%
Bajaj Auto Limited	3.51%
Grasim Industries Limited	2.93%
JSW Energy Limited	2.82%
HDFC Bank Limited	2.33%
Indusind Bank Limited	2.30%
Tech Mahindra Limited	2.20%
Tata Steel Limited	2.11%
Total	30.28%

Data as on March 31, 2026

Top 5 Sectors of the scheme

Sector	MMBCF*	Nifty 500 TRI
Financial Services	20.33%	30.83%
Healthcare	11.05%	6.87%
Information Technology	10.17%	7.09%
Automobile And Auto Components	9.01%	7.05%
Construction Materials	8.32%	1.95%

*Mahindra Manulife Business Cycle Fund

Data as on March 31, 2026

Scheme Details

Investment Objective:

The Scheme shall seek to generate long term capital appreciation by investing predominantly in equity and equity related securities with a focus on identifying and investing in business cycles through dynamic allocation between various sectors and stocks at different stages of business cycles in the economy. However, there is no assurance that the objective of the Scheme will be realized.

Fund Manager:

Mr. Krishna Sanghavi

Total Experience: 27 years | **Experience in managing this fund:** 2 years and 6 months (Managing since September 11, 2023)

Mr. Vishal Jajoo

Total Experience: 17 years | **Experience in managing this fund:** 11 months (Managing since May 02, 2025)

Mr. Renjith Sivaram

Total Experience: 14 years | **Experience in managing this fund:** 2 years and 6 months (Managing since September 11, 2023)

Date of allotment: September 11, 2023

Benchmark: NIFTY 500 TRI

Option: IDCW (IDCW Option will have IDCW Reinvestment (D) & IDCW Payout facility) and Growth (D) D-Default

Minimum Application Amount: Rs. 1000 and in multiples of Re. 1 thereafter

Minimum Additional Purchase Amount: Rs. 1,000/- and in multiples of Re. 1/- thereafter

Minimum Repurchase Amount: Rs. 1,000/- or 100 units or account balance, whichever is lower

Minimum Weekly & Monthly SIP Amount: Rs 500 and in multiples of Re 1/- thereafter

Minimum Weekly & Monthly SIP installments: 6

Minimum Quarterly SIP Amount: Rs 1,500 and in multiples of Re 1/- thereafter

Minimum Quarterly SIP installments: 4

Monthly AAUM as on March 31, 2026 (Rs. in Cr.): 1,234.27

Quarterly AAUM as on March 31, 2026 (Rs. in Cr.): 1278.64

Monthly AUM as on March 31, 2026 (Rs. in Cr.): 1,176.92

Entry Load: Not applicable

Exit Load: • An Exit Load of 1% is payable if Units are redeemed / switched-out upto 3 months from the date of allotment;

• Nil if Units are redeemed / switched-out after 3 months from the date of allotment.

Redemption /Switch-Out of Units would be done on First in First out Basis (FIFO).

IDCW: Income Distribution cum Capital Withdrawal

Scheme Performance (as on March 30, 2026)

Mahindra Manulife Business Cycle Fund	CAGR Returns (%)		Value of Investment of ₹ 10,000*		NAV / Index Value (as on March 30, 2026)
	1 Year	Since Inception	1 Year (₹)	Since Inception	
Regular Plan - Growth Option	3.46	13.74	10,348	13,886	13.8864
Nifty 500 TRI [^]	-2.87	7.03	9,712	11,892	32,813.14
Nifty 50 TRI ^{^^}	-3.97	5.54	9,601	11,474	33,655.43

[^]Benchmark ^{^^}Additional Benchmark. Inception/Allotment date: 11-Sep-23. CAGR - Compounded Annual Growth Rate. **Past performance may or may not be sustained in future and should not be used as a basis of comparison with other investments.** Since inception returns of the scheme is calculated on face value of Rs. 10 invested at inception. The performance details provided above are of Growth Option under Regular Plan. Different Plans i.e Regular Plan and Direct Plan under the scheme has different expense structure. *Based on standard investment of Rs. 10,000 made at the beginning of the relevant period.

SIP Performance (as on March 30, 2026)

SIP Investment Period	Total Amount Invested (₹)	Regular Plan		Nifty 500 TRI [^]		Nifty 50 TRI ^{^^}	
		Market Value (₹)	CAGR Returns (%)	Market Value (₹)	CAGR Returns (%)	Market Value (₹)	CAGR Returns (%)
1 Year	1,20,000	1,14,106	-9.07	1,08,015	-18.16	1,07,836	-18.42
Since Inception	3,00,000	3,06,150	1.59	2,88,664	-2.97	2,88,811	-2.94

[^]Benchmark ^{^^}Additional Benchmark. CAGR - Compounded Annual Growth Rate. Inception/Allotment date: 11-Sep-23. **Past performance may or may not be sustained in future and should not be used as a basis of comparison with other investments.** Returns greater than 1 year period are compounded annualized. For SIP returns, monthly investment of equal amounts invested on the 1st business day of every month has been considered. CAGR Returns (%) are computed after accounting for the cash flow by using the XIRR method (investment internal rate of return).

Distributed by:

Disclaimer: Readers of this material should rely on information / data arising out of their own investigations and advised to seek independent professional advice and arrive at an informed decision before making any investments. Neither Mahindra Manulife Investment Management Private Limited nor Mahindra Manulife Trustee Private Limited, its directors or associates shall be liable for any damages that may arise from the use of the information contained herein.

Get in Touch: Unit No. 204, 2nd Floor, Amiti Building, Piramal Agastya Corporate Park, LBS Road, Kamani Junction, Kurla (W), Mumbai - 400 070.
Phone: +91-22-66327900, Toll Free No.: 1800 419 6244
Website: www.mahindramanulife.com

Scheme Name	This Product is Suitable for investors who are seeking*	Scheme Riskometer	Scheme Benchmark	Benchmark Riskometer
Mahindra Manulife Business Cycle Fund	<ul style="list-style-type: none"> Long term capital appreciation; Investment predominantly in equity and equity related instruments of business cycle based theme. 	<p>The risk of the scheme is Very High</p>	As per AMFI Tier I Benchmark i.e. NIFTY 500 TRI	<p>The risk of the benchmark is Very High</p>

*Investors should consult their financial advisers if in doubt about whether the product is suitable for them.

Mutual Fund investments are subject to market risks, read all scheme related documents carefully.

Performance of other schemes managed by the Fund Manager(s)

Scheme Name	Scheme Inception Date	Fund Manager(s)	Managing since	CAGR Returns (%)		
				1 yr	3 yrs	5 yrs
Mahindra Manulife Focused Fund - Reg - Growth	17-Nov-20	Mr. Krishna Sanghavi	Since inception			
		Ms. Fatema Pacha	21-Dec-20	-1.89	15.87	15.32
Nifty 500 TRI [^]				-2.87	13.22	11.88
Mahindra Manulife Mid Cap Fund - Reg - Growth	30-Jan-18	Ms. Kirti Dalvi	03-Dec-24			
		Mr. Neelesh Dhamnaskar	16-Feb-26	1.77	21.27	17.87
		Mr. Krishna Sanghavi	24-Oct-24			
Nifty Midcap 150 TRI [^]				2.26	20.34	17.50
Mahindra Manulife Asia Pacific REIT FoF - Reg - Growth	20-Oct-21	Mr. Krishna Sanghavi	01-Jan-25			
		Mr. Amit Garg	Since inception	21.10	4.75	-
FTSE EPRA Nareit Asia ex Japan REITs Index [^]				21.77	6.88	-
Mahindra Manulife Equity Savings Fund - Reg - Growth	01-Feb-17	Mr. Renjith Sivaram (Equity Portion)	21-Dec-20			
		Mr. Navin Matta (Equity Portion)	02-Dec-25			
		Mr. Rahul Pal (Debt Portion)	Since inception	3.58	9.22	7.95
		Mr. Kush Sonigara (Debt Portion)	01-Jan-26			
Nifty Equity Savings Index [^]				3.11	8.64	7.86
Mahindra Manulife Small Cap Fund - Reg - Growth	12-Dec-22	Mr. Vishal Jajoo	23-Dec-24			
		Mr. Neelesh Dhamnaskar	16-Feb-26	0.11	20.48	-
		Mr. Krishna Sanghavi	24-Oct-24			
BSE 250 Small Cap TRI [^]				-5.83	16.36	-
Mahindra Manulife Multi Asset Allocation Fund - Reg - Growth	13-Mar-24	Mr. Renjith Sivaram	Since inception			
		Mr. Rahul Pal	Since inception	13.14	-	-
		Mr. Kush Sonigara	01-Jan-26			
45% Nifty 500 TRI + 40% CRISIL Composite Bond Index + 10% Domestic Price of Physical Gold + 5% Domestic Price of Silver [^]				11.11	-	-
Mahindra Manulife Manufacturing Fund - Reg - Growth	24-Jun-24	Mr. Renjith Sivaram	Since inception			
		Mr. Navin Matta	02-Dec-25	2.24	-	-
Nifty India Manufacturing TRI [^]				7.90	-	-
Mahindra Manulife Multi Cap Fund - Reg - Growth	11-May-17	Mr. Vishal Jajoo	03-Nov-25			
		Ms. Fatema Pacha	16-Oct-20	1.01	17.06	15.90
Nifty 500 Multicap 50:25:25 TRI [^]				-2.52	15.41	13.75
Mahindra Manulife Value Fund - Reg - Growth	03-Mar-25	Mr. Krishna Sanghavi	03-Mar-25			
		Mr. Vishal Jajoo	03-Mar-25	3.25	-	-
Nifty 500 TRI [^]				-2.87	-	-

[^]Benchmark CAGR - Compounded Annual Growth Rate.

Past performance may or may not be sustained in future and should not be used as a basis of comparison with other investments. The performance details provided above are of Growth Option under Regular Plan. Different Plans i.e Regular Plan and Direct Plan under the scheme has different expense structure. Mr. Krishna Sanghavi manages 6 schemes, Mr. Renjith Sivaram manages 4 schemes of Mahindra Manulife Mutual Fund and Mr. Vishal Jajoo manages 5 schemes of Mahindra Manulife Mutual Fund. The performance data for the schemes which have not completed one year has not been provided.

Note: The performance data of Mahindra Manulife Banking & Financial Services Fund has not been provided as the scheme has not completed 1 year since inception. The said Scheme is managed by Mr. Vishal Jajoo & Mr. Chetan Sanjay Gindodia.

Note: As March 31, 2026 was a non-business days, the schemes returns disclosed are as on March 30, 2026, except for Mahindra Manulife Liquid Fund and Mahindra Manulife Overnight Fund which is as of March 31, 2026.

Disclaimer: Readers of this material should rely on information / data arising out of their own investigations and advised to seek independent professional advice and arrive at an informed decision before making any investments. Neither Mahindra Manulife Investment Management Private Limited nor Mahindra Manulife Trustee Private Limited, its directors or associates shall be liable for any damages that may arise from the use of the information contained herein.

Get in Touch: Unit No. 204, 2nd Floor, Amity Building, Piramal Agastya Corporate Park, LBS Road, Kamani Junction, Kurla (W), Mumbai - 400 070.
Phone: +91-22-66327900, Fax: +91-22-66327932, Toll Free No.: 1800 419 6244 Website: www.mahindramanulife.com

Mutual Fund investments are subject to market risks, read all scheme related documents carefully.