

Distributed by:



A consumer's mind ever evolving, ever growing.




Aim to take advantage of a growing segment
that always touch our lives.

Mahindra Manulife Consumption Fund

(An open ended equity scheme following Consumption theme)

March 31, 2026

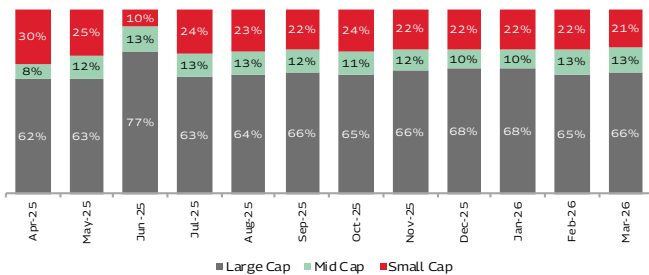
Why invest in this Scheme ?

-  Invests in segments with strongest contribution potential to India's growing GDP
-  Focuses on segments largely insulated from global volatility
-  Participating in India's Consumption Growth Theme

Scheme Positioning

- A thematic portfolio consisting mostly of companies that are likely to benefit from consumption led demand in India.
- Consumption theme responds to rising per capita income and changing lifestyle in India; across urban and rural markets. Companies expected to benefit from this trend would form majority part of the portfolio.

12 Month Market Capitalization Trend (% to Equity Holdings)



As per the Market Capitalization data provided by AMFI (In line with the applicable SEBI guidelines)

Top 5 Sectors of the scheme

Sector	MMCF*	Nifty India Consumption TRI
Fast Moving Consumer Goods	26.07%	27.02%
Automobile And Auto Components	20.39%	25.54%
Consumer Services	20.22%	12.92%
Consumer Durables	11.92%	11.15%
Telecommunication	9.81%	10.08%

*Mahindra Manulife Consumption Fund

Data as on March 31, 2026

Significant Portfolio changes of the Current Month


Fresh Additions	Complete Exits
Security	Security
-	Aditya Birla Real Estate Limited
-	-
-	-
-	-
-	-
-	-

Note: The companies/stock(s) referred above are only for the purpose of disclosure of significant portfolio changes during the month and should not be construed as recommendation to buy/sell/ hold. The fund manager may or may not choose to hold these companies/stocks, from time to time. Investors are requested to consult their financial, tax and other advisors before taking any investment decision(s). Data as on March 31, 2026

Portfolio Update for the Month

- Key Overweight sectors/Industries include Consumer Services and Consumer Durables vs the Schemes' Benchmark.
- Key Underweight sectors /Industries include Fast Moving Consumer Goods, Automobile And Auto Components and Telecommunication vs the Schemes' Benchmark.

Asset Allocation (%)



Data as on March 31, 2026

Top 10 Equity Holdings (as on March 31, 2026)

Security	% to Net Assets
Bharti Airtel Limited	6.70%
Mahindra & Mahindra Limited	6.12%
ITC Limited	5.21%
Titan Company Limited	4.54%
Eternal Limited	4.39%
Hindustan Unilever Limited	4.22%
Bajaj Auto Limited	3.55%
Maruti Suzuki India Limited	3.20%
Avenue Supermarts Limited	2.94%
Tata Power Company Limited	2.71%
Total	43.58%

Portfolio Stats

Turnover Ratio (Last 1 year)	0.32
Standard Deviation	15.09%
Beta	0.93
Sharpe Ratio [#]	0.26
Jenson's Alpha	-0.1952

#Risk-free rate assumed to be 6.98% (MIBOR as on 30-03-2026) - Source:www.mmda.org

Note: As per AMFI guidelines for factsheet, the ratios are calculated based on month rolling returns for last 3 years. Data as on March 31, 2026

Scheme Details

Investment Objective:

The investment objective of the Scheme is to generate long term capital appreciation by investing in a portfolio of companies that are likely to benefit from consumption led demand in India. However, there can be no assurance that the investment objective of the Scheme will be achieved.

Fund Manager:

Mr. Navin Matta

Total Experience: 19 years

Experience in managing this fund: 1 Year and 5 months (Managing since October 24, 2024)

Ms. Fatema Pacha

Total Experience: 18 years

Experience in managing this fund: 5 years and 3 months (Managing since December 21, 2020)

Date of allotment: November 13, 2018

Benchmark: Nifty India Consumption TRI

Option: IDCW (IDCW Option will have IDCW Reinvestment (D) & IDCW Payout facility) and Growth (D)

D-Default

Minimum Application Amount: Rs. 1,000 and in multiples of Re. 1/- thereafter

Minimum Additional Purchase Amount: Rs. 1,000 and in multiples of Re. 1/- thereafter

Minimum Weekly & Monthly SIP Amount: Rs 500 and in multiples of Re 1 thereafter

Minimum Weekly & Monthly SIP installments: 6

Minimum Quarterly SIP Amount: Rs 1,500 and in multiples of Re 1 thereafter

Minimum Quarterly SIP installments: 4

Minimum Amount for Switch in: Rs. 1,000/- and in multiples of Re. 0.01/- thereafter.

Minimum Amount for Redemption / Switch-outs: Rs. 1,000/- or 100 units or account balance, whichever is lower in respect of each Option.

Monthly AAUM as on March 31, 2026 (Rs. in Cr.): 478.94

Quarterly AAUM as on March 31, 2026 (Rs. in Cr.): 511.68

Monthly AUM as on March 31, 2026 (Rs. in Cr.): 456.35

Entry Load: Not applicable

Exit Load: ● An Exit Load of 1% is payable if Units are redeemed / switched-out upto 3 months from the date of allotment;

● Nil if Units are redeemed / switched-out after 3 months from the date of allotment.

IDCW: Income Distribution cum Capital Withdrawal

Scheme Performance (as on March 30, 2026)

Mahindra Manulife Consumption Fund	CAGR Returns (%)				Value of Investment of ₹ 10,000*				NAV / Index Value (as on March 30, 2026)
	1 Year	3 Years	5 Years	Since Inception	1 Year (₹)	3 Years (₹)	5 Years (₹)	Since Inception	
Regular Plan - Growth Option	-6.42	10.95	10.76	9.34	9,354	13,658	16,671	19,330	19.3296
Nifty India Consumption TRI [^]	-2.73	14.04	12.80	12.42	9,725	14,829	18,260	23,722	13,082.68
Nifty 50 TRI ^{^^}	-3.97	10.03	10.01	11.93	9,601	13,320	16,113	22,970	33,655.43

[^]Benchmark ^{^^}Additional Benchmark. CAGR - Compounded Annual Growth Rate. Inception/Allotment date: 13-Nov-18. **Past performance may or may not be sustained in future and should not be used as a basis of comparison with other investments.** Since inception returns of the scheme is calculated on face value of Rs. 10 invested at inception. The performance details provided above are of Growth Option under Regular Plan. Different Plans i.e Regular Plan and Direct Plan under the scheme has different expense structure. Mr. Navin Matta is managing this scheme since October 24, 2024. Ms. Fatema Pacha is managing this scheme since December 21, 2020. *Based on standard investment of Rs. 10,000 made at the beginning of the relevant period.

SIP Performance (as on March 30, 2026)

SIP Investment Period	Total Amount Invested (₹)	Regular Plan		Nifty India Consumption TRI [^]		Nifty 50 TRI ^{^^}	
		Market Value (₹)	CAGR Returns (%)	Market Value (₹)	CAGR Returns (%)	Market Value (₹)	CAGR Returns (%)
1 Year	1,20,000	1,04,502	-23.25	1,05,997	-21.10	1,07,836	-18.42
3 Years	3,60,000	3,45,933	-2.58	3,67,683	1.38	3,62,678	0.48
5 Years	6,00,000	6,84,847	5.24	7,37,060	8.18	6,94,738	5.81
Since Inception	8,80,000	12,38,996	9.17	13,64,639	11.75	12,86,187	10.17

[^]Benchmark ^{^^}Additional Benchmark. CAGR - Compounded Annual Growth Rate. Inception/Allotment date: 13-Nov-2018. **Past performance may or may not be sustained in future and should not be used as a basis of comparison with other investments.** Returns greater than 1 year period are compounded annualized. For SIP returns, monthly investment of equal amounts invested on the 1st business day of every month has been considered. CAGR Returns (%) are computed after accounting for the cash flow by using the XIRR method (investment internal rate of return).

Distributed by:

Disclaimer: Readers of this material should rely on information / data arising out of their own investigations and advised to seek independent professional advice and arrive at an informed decision before making any investments. Neither Mahindra Manulife Investment Management Private Limited nor Mahindra Manulife Trustee Private Limited, its directors or associates shall be liable for any damages that may arise from the use of the information contained herein.

Get in touch: Unit No. 204, 2nd Floor, Amiti Building, Piramal Agastya Corporate Park, LBS Road, Kamani Junction, Kurla (W), Mumbai - 400 070.
Phone: +91-22-66327900, Fax: +91-22-66327932
Toll Free No.: 1800 419 6244 Website: www.mahindramanulife.com

Scheme Name	This Product is Suitable for investors who are seeking*	Scheme Riskometer	Scheme Benchmark	Benchmark Riskometer
Mahindra Manulife Consumption Fund	<ul style="list-style-type: none"> Long term capital appreciation Investment predominantly in equity and equity related securities including derivatives of entities engaged in and/ or expected to benefit from the consumption led demand in India. 	<p>The risk of the scheme is Very High</p>	<p>As per AMFI Tier I Benchmark i.e. Nifty India Consumption TRI</p>	<p>The risk of the benchmark is Very High</p>

*Investors should consult their financial advisers if in doubt about whether the product is suitable for them.

Mutual Fund investments are subject to market risks, read all scheme related documents carefully.

Performance of other schemes managed by the Fund Manager(s)

Scheme Name	Scheme Inception Date	Fund Manager(s)	Managing since	CAGR Returns (%)		
				1 yr	3 yrs	5 yrs
Mahindra Manulife ELSS Tax Saver Fund - Reg - Growth	18-Oct-16	Ms. Fatema Pacha	16-Oct-20	-4.61	10.35	11.00
		Mr. Neelesh Dhamnaskar	16-Feb-26			
Nifty 500 TRI [^]				-2.87	13.22	11.88
Mahindra Manulife Multi Cap Fund - Reg - Growth	11-May-17	Mr. Vishal Jajoo	3-Nov-25	1.01	17.06	15.90
		Ms. Fatema Pacha	16-Oct-20			
Nifty 500 Multicap 50:25:25 TRI [^]				-2.52	15.41	13.75
Mahindra Manulife Aggressive Hybrid Fund - Reg - Growth	19-July-19	Ms. Fatema Pacha (Equity Portion)	16-Oct-20	-1.79	13.47	12.20
		Ms. Kirti Dalvi (Equity Portion)	02-Dec-25			
		Mr. Rahul Pal (Debt Portion)	Since inception			
		Mr. Amit Garg (Debt Portion)	02-May-24			
CRISIL Hybrid 35+65 Aggressive Index [^]				-0.61	10.74	9.63
Mahindra Manulife Large Cap Fund - Reg - Growth	15-Mar-19	Ms. Fatema Pacha	21-Dec-20	-5.15	10.68	9.57
		Ms. Kirti Dalvi	02-Dec-25			
Nifty 100 Index TRI [^]				-3.85	11.21	10.30
Mahindra Manulife Arbitrage Fund - Reg - Growth	24-Aug-20	Mr. Navin Matta (Equity Portion)	24-Oct-24	5.30	5.74	4.79
		Mr. Mitul Doshi	02-May-25			
		Mr. Rahul Pal (Debt Portion)	Since inception			
Nifty 50 Arbitrage Index [^]				7.24	7.68	6.41
Mahindra Manulife Focused Fund - Reg - Growth	17-Nov-20	Mr. Krishna Sanghavi	Since inception	-1.89	15.87	15.32
		Ms. Fatema Pacha	21-Dec-20			
Nifty 500 TRI [^]				-2.87	13.22	11.88
Mahindra Manulife Flexi Cap Fund - Reg - Growth	23-Aug-21	Ms. Fatema Pacha	Since inception	-4.51	11.90	-
		Mr. Neelesh Dhamnaskar	16-Feb-26			
Nifty 500 TRI [^]				-2.87	13.22	-
Mahindra Manulife Balanced Advantage Fund - Reg - Growth	30-Dec-21	Mr. Neelesh Dhamnaskar (Equity Portion) ⁵	16-Feb-26	-1.39	10.34	-
		Ms. Fatema Pacha (Equity Portion)	Since inception			
		Mr. Rahul Pal (Debt Portion)	01-Jan-26			
		Mr. Amit Garg (Debt Portion)				
Nifty 50 Hybrid Composite Debt 50: 50 Index [^]				-0.62	8.39	-

[^]Benchmark CAGR - Compounded Annual Growth Rate.

Past performance may or may not be sustained in future and should not be used as a basis of comparison with other investments. The performance details provided above are of Growth Option under Regular Plan. Different Plans i.e Regular Plan and Direct Plan under the scheme has different expense structure. Mr. Navin Matta manages 2 schemes and Ms. Fatema Pacha manages 8 schemes of Mahindra Manulife Mutual Fund. The performance data for the schemes which have not completed one year has not been provided.

Note: As March 31, 2026 was a non-business days, the schemes returns disclosed are as on March 30, 2026, except for Mahindra Manulife Liquid Fund and Mahindra Manulife Overnight Fund which is as of March 31, 2026.

Disclaimer : Readers of this material should rely on information / data arising out of their own investigations and advised to seek independent professional advice and arrive at an informed decision before making any investments. Neither Mahindra Manulife Investment Management Private Limited nor Mahindra Manulife Trustee Private Limited, its directors or associates shall be liable for any damages that may arise from the use of the information contained herein.

Get in Touch: Unit No. 204, 2nd Floor, Amity Building, Piramal Agastya Corporate Park, LBS Road, Kamani Junction, Kurla (W), Mumbai - 400 070.

Phone: +91-22-66327900, Fax: +91-22-66327932, Toll Free No.: 1800 419 6244 Website: www.mahindramanulife.com

Mutual Fund investments are subject to market risks, read all scheme related documents carefully.