

Distributed by:



Paint your Financial Canvas

Mahindra Manulife Multi Asset Allocation Fund

(An open ended scheme investing in Equity, Debt, Gold/Silver Exchange Traded Funds (ETFs) and Exchange Traded Commodity Derivatives)

@Units of Gold/Silver ETFs & other Gold and Silver instruments (including Exchange traded commodity derivative (ETCDs) as permitted by SEBI from time to time).

*March 31, 2026

Why asset allocation matters : Asset Allocation is a strategy that aims to balance risk and reward by apportioning investments across asset classes.



Different asset classes performs at different points in time



Reduce dependency on a single asset class



Helps to mitigate volatility of portfolio returns

Why Mahindra Manulife Multi Asset Allocation Fund

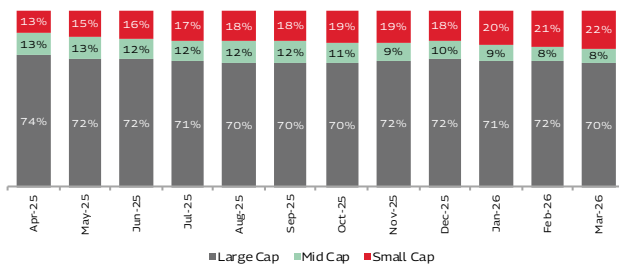


Asset Allocation shall be rebalanced regularly by fund managers based on evolving market dynamics.



Diversified Portfolio that aims to combine stability of fixed income, growth potential of equity and tactical exposure to gold/silver.

12 Month Market Capitalization Trend (% to Equity Holdings)



As per the Market Capitalization data provided by AMFI (In line with the applicable SEBI guidelines)

Top 5 Sectors of the scheme* (% to Net Assets)

| Sector | MMMAA* |
|--------------------------------|--------|
| Financial Services | 15.02% |
| Healthcare | 4.98% |
| Capital Goods | 4.22% |
| Oil Gas & Consumable Fuels | 4.02% |
| Automobile And Auto Components | 3.84% |

*For the equity portion

Data as on March 31, 2026

*Mahindra Manulife Multi Asset Allocation Fund

Portfolio Information

| | |
|---|-------------------------|
| Annualised Portfolio YTM* ^{1A} | 7.43% ² |
| Macaulay Duration ^A | 2.10 years ² |
| Modified Duration ^A | 1.99 years ² |
| Residual Maturity ^A | 2.94 years ² |
| Portfolio Turnover Ratio (Last 1 year) | 0.30 |
| As on (Date) | March 31, 2026 |

*In case of semi annual YTM, it will be annualised

^AFor debt component

¹Yield to maturity should not be construed as minimum return offered by the Scheme. ²Calculated on amount invested in debt securities (including accrued interest), deployment of funds in TREPS and Reverse Repo and net receivable / payable.

Calculated for the period since inception till March 30, 2026. | Data Source: ICRA Analytics, Bloomberg | Data as on March 30, 2026 | NA: Net Assets

Investment Approach



EQUITY : Diversified portfolio of stocks for long term capital appreciation.



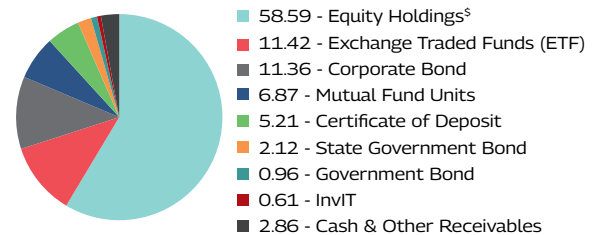
DEBT : Dynamic duration management with a portfolio of high-quality securities with reasonable accruals.



Gold/Silver** : Tactical exposure to Gold and Silver

**Units of Gold/Silver ETFs & other Gold and Silver instruments (including Exchange traded commodity derivative (ETCDs) as permitted by SEBI from time to time.

Asset Allocation (%)



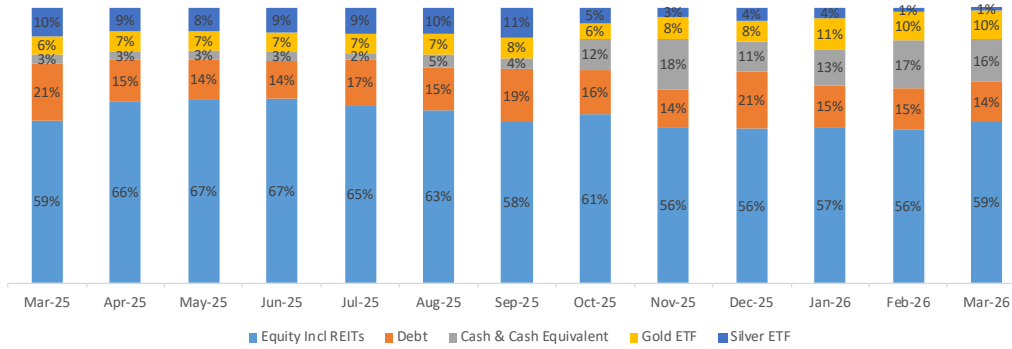
Data as on March 31, 2026

⁵Includes Real Estate Investment Trusts (REIT)

Top 10 Holdings (as on March 31, 2026)

| Security | % of Net Assets |
|-----------------------------|-----------------|
| HDFC Bank Limited | 3.94% |
| ICICI Bank Limited | 2.94% |
| Bharti Airtel Limited | 2.51% |
| Reliance Industries Limited | 2.39% |
| State Bank of India | 1.97% |
| Larsen & Toubro Limited | 1.60% |
| Divi's Laboratories Limited | 1.54% |
| Infosys Limited | 1.48% |
| Axis Bank Limited | 1.40% |
| NTPC Limited | 1.28% |
| Total | 21.05% |

Historical Asset Allocation (as on March 31, 2026)



Equity holdings also include REITs. Data taken as on last day of each month.

The above data is only for the purpose of disclosure of the history of the asset allocation of the Scheme and should not be construed as recommendation from Mahindra Manulife Mutual Fund (MMMF) / Mahindra Manulife Investment Management Private Limited (MMIMPL). The said allocation may vary from time to time.

Scheme Details

Investment Objective:

The investment objective of the Scheme is to seek to generate long-term capital appreciation and income by investing in equity and equity related securities, debt & money market instruments, Gold/Silver ETFs and Exchange Traded Commodity Derivatives (ETCDs) as permitted by SEBI from time to time. However, there can be no assurance that the investment objective of the Scheme will be achieved.

Fund Manager:

Mr. Renjith Sivaram (Equity)

Total Experience: 14 years | Experience in managing this fund: 2 Years (managing since March 13, 2024)

Mr. Rahul Pal (Debt)

Total Experience: 22 years | Experience in managing this fund: 2 Years (managing since March 13, 2024)

Mr. Kush Sonigara (Debt)

Total Experience: 13 years | Experience in managing this fund: 3 Months (managing since January 01, 2026)

Date of allotment: March 13, 2024

Benchmark: 45% NIFTY 500 TRI + 40% CRISIL Composite Bond Index + 10% Domestic Price of Physical Gold + 5% Domestic Price of Silver

Option: IDCW (IDCW Option will have IDCW Reinvestment (D) & IDCW Payout facility) and Growth (D) D-Default

Minimum Application Amount: Rs. 1,000/- and in multiples of Re. 1/- thereafter

Minimum Additional Purchase Amount: Rs. 1,000/- and in multiples of Re. 1/- thereafter

Minimum amount for redemption/switch out: Rs. 1,000/- or 100 units or account balance, whichever is lower

Minimum Weekly & Monthly SIP Amount: Rs 500 and in multiples of Re. 1 thereafter

Minimum Weekly & Monthly SIP Installments: 6

Minimum Quarterly SIP Amount: Rs 1,500 and in multiples of Re. 1 thereafter

Minimum Quarterly SIP installments: 4

Quarterly AAUM as on March 31, 2026 (Rs. in Cr.): 1,042.94

Monthly AAUM as on March 31, 2026 (Rs. in Cr.): 1025.96

Monthly AUM as on March 31, 2026 (Rs. in Cr.): 1,020.65

Entry Load: Not applicable

Exit Load: • An Exit Load of 0.5% is payable if Units are redeemed / switched-out up to 3 months from the date of allotment;

• Nil if Units are redeemed / switched-out after 3 months from the date of allotment.

Redemption /Switch-Out of Units would be done on First in First out Basis (FIFO).

IDCW: Income Distribution cum Capital Withdrawal

Scheme Performance (as on March 30, 2026)

| Mahindra Manulife Multi Asset Allocation Fund | CAGR Returns (%) | | Value of Investment of ₹ 10,000* | | NAV / Index Value (as on March 30, 2026) |
|--|------------------|-----------------|----------------------------------|-----------------|--|
| | 1 Year | Since Inception | 1 Year(₹) | Since Inception | |
| Regular Plan - Growth Option | 13.14 | 12.45 | 11,322 | 12,714 | 12.7143 |
| 45% Nifty 500 TRI + 40% CRISIL Composite Bond Index + 10% Domestic Price of Physical Gold + 5% Domestic Price of Silver ^A | 11.11 | 12.12 | 11,118 | 12,638 | 12.6375 |
| Nifty 50 TRI ^{AA} | -3.97 | 1.90 | 9,601 | 10,393 | 33,655.43 |

^ABenchmark ^{AA}Additional Benchmark. Inception/Allotment date: 13-Mar-24. CAGR - Compounded Annual Growth Rate. Past performance may or may not be sustained in future and should not be used as a basis of comparison with other investments. Since inception returns of the scheme is calculated on face value of Rs. 10 invested at inception. The performance details provided above are of Growth Option under Regular and Direct Plan. Different Plans i.e Regular Plan and Direct Plan under the scheme has different expense structure. *Based on standard investment of Rs. 10,000 made at the beginning of the relevant period. Mr. Kush Sonigara is managing this fund since January 01, 2026.

SIP Performance (as on March 30, 2026)

| SIP Investment Period | Total Amount Invested (₹) | Regular Plan | | 45% Nifty 500 TRI + 40% CRISIL Composite Bond Index + 10% Domestic Price of Physical Gold + 5% Domestic Price of Silver ^A | | Nifty 50 Index TRI ^{AA} | |
|-----------------------|---------------------------|------------------|------------------|--|------------------|----------------------------------|------------------|
| | | Market Value (₹) | CAGR Returns (%) | Market Value (₹) | CAGR Returns (%) | Market Value (₹) | CAGR Returns (%) |
| 1 Year | 1,20,000 | 1,23,038 | 4.78 | 1,21,756 | 2.75 | 1,07,836 | -18.42 |
| Since Inception | 2,40,000 | 2,62,505 | 8.94 | 2,59,222 | 7.65 | 2,22,374 | -7.20 |

^ABenchmark ^{AA}Additional Benchmark. CAGR - Compounded Annual Growth Rate. Inception/Allotment date: 13-March-24. Past performance may or may not be sustained in future and should not be used as a basis of comparison with other investments. Returns greater than 1 year period are compounded annualized. For SIP returns, monthly investment of equal amounts invested on the 1st business day of every month has been considered. CAGR Returns (%) are computed after accounting for the cash flow by using the XIRR method (investment internal rate of return).

Distributed by:

Disclaimer: Readers of this material should rely on information / data arising out of their own investigations and advised to seek independent professional advice and arrive at an informed decision before making any investments. Neither Mahindra Manulife Investment Management Private Limited nor Mahindra Manulife Trustee Private Limited, its directors or associates shall be liable for any damages that may arise from the use of the information contained herein.

Get in Touch: Unit No. 204, 2nd Floor, Amity Building, Piramal Agastya Corporate Park, LBS Road, Kamani Junction, Kurla (W), Mumbai - 400 070. Phone: +91-22-66327900, Fax: +91-22-66327932 Toll Free No.: 1800 419 6244 Website: www.mahindramanulife.com

| Scheme Name | This Product is Suitable for investors who are seeking* | Scheme Riskometer | Scheme Benchmark | Benchmark Riskometer |
|--|---|--|--|--|
| Mahindra Manulife Multi Asset Allocation Fund | <ul style="list-style-type: none"> Capital Appreciation while generating income over long term; Investments across equity and equity related instruments, debt and money market instruments, units of Gold/Silver Exchange Traded Funds (ETFs) and Exchange Traded Commodity Derivatives. | <p>The risk of the scheme is Very High</p> | <p>As per AMFI Tier I Benchmark i.e. 45% NIFTY 500 TRI + 40% CRISIL Composite Bond Index + 10% Domestic Price of Physical Gold + 5% Domestic Price of Silver</p> | <p>The risk of the benchmark is High</p> |

*Investors should consult their financial advisers if in doubt about whether the product is suitable for them.

Mutual Fund investments are subject to market risks, read all scheme related documents carefully.

Performance of other schemes managed by the Fund Manager(s) (as on March 30, 2026)

| Scheme Name | Scheme Inception Date | Fund Manager(s) | Managing since | CAGR Returns (%) | | |
|---|-----------------------|---|-----------------|------------------|-------|-------|
| | | | | 1 yr | 3 yrs | 5 yrs |
| Mahindra Manulife Aggressive Hybrid Fund - Reg - Growth | 19-July-19 | Ms. Fatema Pacha (Equity Portion) | 16-Oct-20 | | | |
| | | Ms. Kirti Dalvi (Equity Portion) | 02-Dec-25 | -1.79 | 13.47 | 12.20 |
| | | Mr. Rahul Pal (Debt Portion) | Since inception | | | |
| | | Mr. Amit Garg | 02-May-24 | | | |
| CRISIL Hybrid 35+65 Aggressive Index [^] | | | | -0.61 | 10.74 | 9.63 |
| Mahindra Manulife Equity Savings Fund - Reg - Growth | 01-Feb-17 | Mr. Renjith Sivaram (Equity Portion) | 03-Jul-23 | | | |
| | | Mr. Navin Matta (Equity Portion) | 02-Dec-25 | 3.58 | 9.22 | 7.95 |
| | | Mr. Rahul Pal (Debt Portion) | Since inception | | | |
| | | Mr. Kush Sonigara (Debt Portion) | 01-Jan-26 | | | |
| Nifty Equity Savings TRI [^] | | 3.11 | 8.64 | | | |
| Mahindra Manulife Arbitrage Fund - Reg - Growth | 24-Aug-20 | Mr. Mitul Doshi (Equity Portion) | 02-May-25 | | | |
| | | Mr. Navin Matta (Equity Portion) | 24-Oct-24 | 5.30 | 5.74 | 4.79 |
| | | Mr. Rahul Pal (Debt Portion) | Since inception | | | |
| Nifty 50 Arbitrage Index [^] | | | | 7.24 | 7.68 | 6.41 |
| Mahindra Manulife Liquid Fund - Reg - Growth | 04-Jul-16 | Mr Rahul Pal | Since inception | 6.14 | 6.88 | 5.94 |
| | | Mr. Amit Garg | 08-Jun-20 | | | |
| CRISIL Liquid Debt A-I Index [^] | | | | 6.07 | 6.85 | 5.98 |
| Mahindra Manulife Low Duration Fund - Reg - Growth | 15-Feb-17 | Mr Rahul Pal | Since inception | 6.00 | 6.70 | 5.58 |
| | | Mr Amit Garg | 01-Jan-26 | | | |
| CRISIL Low Duration Debt A-I Index [^] | | | | 6.36 | 7.19 | 6.17 |
| Mahindra Manulife Ultra Short Duration Fund - Reg - Growth | 17-Oct-19 | Mr Rahul Pal | Since inception | 6.17 | 6.85 | 5.82 |
| | | Mr. Amit Garg | 08-Jun-20 | | | |
| CRISIL Ultra Short Duration Debt A-I Index [^] | | | | 6.44 | 7.19 | 6.25 |
| Mahindra Manulife Overnight Fund - Reg - Growth | 23-Jul-19 | Mr Rahul Pal | Since inception | 5.39 | 6.19 | 5.43 |
| | | Mr. Amit Garg | 08-Jun-20 | | | |
| CRISIL Liquid Overnight Index [^] | | | | 5.47 | 6.32 | 5.56 |
| Mahindra Manulife Dynamic Bond Fund - Reg - Growth | 20-Aug-18 | Mr. Rahul Pal | Since inception | 3.22 | 6.18 | 4.56 |
| | | Mr. Kush Sonigara | 01-Jan-26 | | | |
| CRISIL Dynamic Bond A-III Index [^] | | | | 3.10 | 6.62 | 5.60 |
| Mahindra Manulife Short Duration Fund - Reg - Growth | 23-Feb-21 | Mr. Rahul Pal | Since inception | 5.49 | 6.72 | 5.53 |
| | | Mr. Kush Sonigara | 01-Jan-26 | | | |
| CRISIL Short Duration Debt A-II Index [^] | | | | 6.16 | 7.25 | 6.09 |
| Mahindra Manulife Balanced Advantage Fund - Reg - Growth | 30-Dec-21 | Mr. Neelesh Dhamnaskar (Equity portion) | 16-Feb-26 | | | |
| | | Ms. Fatema Pacha (Equity Portion) | Since inception | -1.39 | 10.34 | - |
| | | Mr. Rahul Pal (Debt Portion) | | | | |
| | | Mr. Amit Garg (Debt Portion) | 01-Jan-26 | | | |
| Nifty 50 Hybrid Composite Debt: 50: 50 Index [^] | | | -0.62 | | | |
| Mahindra Manulife Business Cycle Fund - Reg - Growth | 11-Sep-23 | Mr. Krishna Sanghavi | Since inception | 3.46 | - | - |
| | | Mr. Vishal Jajoo | 02-May-25 | | | |
| | | Mr. Renjith Sivaram | Since inception | | | |
| Nifty 500 TRI [^] | | | | -2.87 | - | - |
| Mahindra Manulife Manufacturing Fund - Reg - Growth | 24-Jun-24 | Mr. Renjith Sivaram | Since inception | 2.24 | - | - |
| | | Mr. Navin Matta | 02-Dec-25 | | | |
| Nifty India Manufacturing TRI [^] | | | | 7.90 | | |

[^]Benchmark CAGR - Compounded Annual Growth Rate.

Past performance may or may not be sustained in future and should not be used as a basis of comparison with other investments. The performance details provided above are of Growth Option under Regular Plan. Different Plans i.e Regular Plan and Direct Plan under the scheme has different expense structure. Mr. Renjith Sivaram manages 5 schemes and Mr. Mr. Kush Sonigara manages 4 schemes and Mr. Rahul Pal manages 12 schemes each of Mahindra Manulife Mutual Fund. The performance data for the schemes which have not completed one year has not been provided.

Note: As March 31, 2026 was a non-business days, the schemes returns disclosed are as on March 30, 2026, except for Mahindra Manulife Liquid Fund and Mahindra Manulife Overnight Fund which is as of March 31, 2026.

Disclaimer : Readers of this material should rely on information / data arising out of their own investigations and advised to seek independent professional advice and arrive at an informed decision before making any investments. Neither Mahindra Manulife Investment Management Private Limited nor Mahindra Manulife Trustee Private Limited, its directors or associates shall be liable for any damages that may arise from the use of the information contained herein.

Get in Touch: Unit No. 204, 2nd Floor, Amity Building, Piramal Agastya Corporate Park, LBS Road, Kamani Junction, Kurla (W), Mumbai - 400 070. Phone: +91-22-66327900, Fax: +91-22-66327932, Toll Free No.: 1800 419 6244 Website: www.mahindramanulife.com

Mutual Fund investments are subject to market risks, read all scheme related documents carefully.