


Distributed by:

Harness the Potential of Market shifts.

MAHINDRA MANULIFE DYNAMIC BOND FUND

(An open ended dynamic debt scheme investing across duration. A relatively high interest rate risk and moderate credit risk)



May 31, 2026

Who Should Invest?

- Investors seeking to invest in a bond fund positioned to benefit from volatility in the debt markets
- Investors seeking to invest across duration and permissible credit curve to benefit from medium term anomalies.
- Ideal for investors with moderate risk profile

Asset Allocation & Other Details

Under normal circumstances the asset allocation pattern will be:

Instruments	Indicative Allocation (%of net assets)	
	Minimum	Maximum
Debt* & Money Market instruments	0%	100%
Units issued by InvITs	0%	10%

* Includes securitized debt and debt instruments having structured obligations/credit enhancements (such as corporate / promoter guarantee, conditional and contingent liabilities, covenants, pledge and / or Non Disposal Undertaking of shares etc) upto 35% of the net assets of the Scheme.

Benchmark: CRISIL Dynamic Bond A-III Index

Entry Load: N.A.

Exit Load: Nil

Portfolio Update For the Month

- The Annualised Portfolio YTM of the portfolio is around 7.67%.
- The Modified Duration of the portfolio (MD) increased to around 5.57 years
- The Portfolio largely derives its duration from Gilts as we believe that the AAA credit spreads may expand as we move ahead

Scheme Positioning

Mahindra Manulife Dynamic Bond Fund endeavours to take advantage of interest rate movements. With the flexibility to counter a dynamic environment, the Scheme aims to generate regular returns and capital appreciation through active management of portfolio in line with the evolving interest rate scenario.

Fund Manager : Mr. Rahul Pal

Total Experience : 22 years

Experience in managing this fund: 7 years and 10 months (managing since August 20, 2018)

Fund Manager : Mr. Kush Sonigara

Total Experience : 13 years

Experience in managing this fund: 5 months (managing since January 01, 2026)

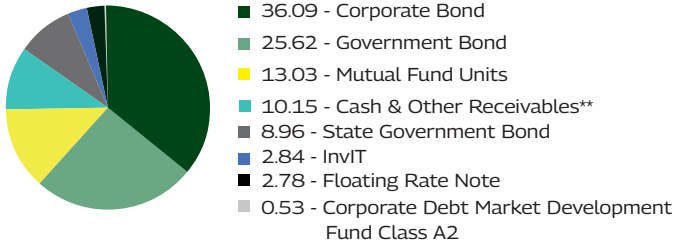
Portfolio Information

Current Month May 31, 2026		Previous Month April 30, 2026	
AUM (Rs. In Crore)	53.79	AUM (Rs. In Crore)	52.23
Quarterly AAUM (Rs. In Crore)	-	Quarterly AAUM (Rs. In Crore)	-
Monthly AAUM (Rs. In Crore)	53.19	Monthly AAUM (Rs. In Crore)	67.58
Annualised Portfolio YTM*1	7.67%	Annualised Portfolio YTM*1	7.54%
Macaulay Duration (Years)	5.83	Macaulay Duration (Years)	3.03
Modified Duration (Years)	5.57	Modified Duration (Years)	2.88
Residual Maturity (Years)	13.50	Residual Maturity (Years)	5.16


*In case of semi annual YTM, it will be annualised

¹Yield to maturity should not be construed as minimum return offered by the Scheme

Asset Allocation (%)



Rating Profile (%)



**Cash & Cash Equivalents includes Fixed Deposits, Cash & Current Assets and TREPS. Data as on May 31, 2026

Top 10 Debt Holdings

Current Month May 31, 2026		Previous Month April 30, 2026	
Security	% to Net Assets	Security	% to Net Assets
69% GOI (MD 15/04/2065)(SOV)	16.76%	Indian Railway Finance Corporation Limited(CRISIL AAA)	9.62%
Small Industries Dev Bank of India(CRISIL AAA)	9.28%	Muthoot Finance Limited (CRISIL AA+)	9.60%
Power Finance Corporation Limited(CRISIL AAA)	9.24%	LIC Housing Finance Limited(CRISIL AAA)	9.60%
National Housing Bank(CARE AAA)	9.13%	Small Industries Dev Bank of India(CRISIL AAA)	9.59%
7.25% Maharashtra SDL (MD 12/11/2037)(SOV)	8.96%	Power Finance Corporation Limited(CRISIL AAA)	9.56%
7.24% GOI (MD 18/08/2055)(SOV)	8.86%	Godrej Seeds & Genetics Limited(CRISIL AA)	9.39%
Mahindra Manulife Short Durtn Fund - Drct Plan -Gr	6.52%	360 One Prime Limited (CRISIL AA)	4.81%
Mahindra Manulife Low Duration Fund - Dir Plan -Gr	6.51%	TVS Credit Services Limited (ICRA AA+)	3.93%
360 One Prime Limited(CRISIL AA)	4.65%	Raajmarg Infra Investment Trust	2.91%
TVS Credit Services Limited(ICRA AA+)	3.79%	Corporate Debt Market Development Fund	0.54%
Total	83.70%	Total	69.55%

CP - Commercial Paper, CD - Certificate of Deposit, CB - Corporate Bond, SOV- Sovereign

Significant Portfolio Changes Of The Current Month

Fresh additions	Complete exits
National Housing Bank	Indian Railway Finance Corporation Ltd
Mahindra Manulife Short Durtn Fund - Drct Plan -Gr	LIC Housing Finance Limited
Mahindra Manulife Low Duration Fund - Dir Plan -Gr	Godrej Seeds & Genetics Limited
Cholamandalam Investment and Finance Company Ltd	Bank of Baroda

CP - Commercial Paper, CD - Certificate of Deposit, CB - Corporate Bond, SOV- Sovereign

Note: The companies/stock(s) referred above are only for the purpose of disclosure of significant portfolio changes during the month and should not be construed as recommendation to buy/sell/ hold. The fund manager may or may not choose to hold these companies/stocks, from time to time. Investors are requested to consult their financial, tax and other advisors before taking any investment decision(s).

Easy Systematic Plans

Systematic Investment Plan	With this you can	Choice of dates
	<ul style="list-style-type: none"> Build corpus in the long term Take advantage of rupee cost averaging Experience the power of compounding even on small investments 	Any date of your choice
Systematic Transfer Plan	Choice of frequencies	Minimum amounts / instalments
	<ul style="list-style-type: none"> Weekly Monthly Quarterly 	<ul style="list-style-type: none"> 6 instalments of ₹ 500 each under weekly frequency 6 instalments of ₹ 500 each under monthly frequency 4 instalments of ₹ 1500 each under quarterly frequency
Systematic withdrawal Plan	With this you can	Choice of dates
	<ul style="list-style-type: none"> Take measured exposure into a new asset class Rebalance your portfolio 	Any date [^] of your choice
Systematic withdrawal Plan	Choice of frequencies	Minimum amounts / instalments
	<ul style="list-style-type: none"> Daily Weekly Monthly Quarterly 	<ul style="list-style-type: none"> 6 instalments of ₹500 each under daily, weekly and monthly frequency 4 instalments of ₹1500 each under quarterly frequency
Systematic withdrawal Plan	With this you can	Choice of dates
	<ul style="list-style-type: none"> Meet regular expenses 	Any date of your choice
Systematic withdrawal Plan	Choice of frequencies	Minimum amounts / instalments
	<ul style="list-style-type: none"> Monthly Quarterly Half-Yearly & Annual 	<ul style="list-style-type: none"> 2 instalments of ₹ 500 each under monthly / quarterly / Half-Yearly & Annual frequency

[^]STP can be registered for any date under the monthly and quarterly frequencies and for any business day under the weekly frequency.

Scheme Performance (as on May 29, 2026)

Mahindra Manulife Dynamic Bond Fund

Managed by Rahul Pal & Kush Sonigara	CAGR Returns (%)				Value of Investment of ₹ 10,000*				NAV / Index Value (as on May 29, 2026)
	1 Year	3 Years	5 Years	Since Inception	1 Year (₹)	3 Years (₹)	5 Years (₹)	Since Inception (₹)	
Regular Plan - Growth Option	1.64	5.77	4.57	5.02	10,163	11,832	12,502	14,636	14.6356
CRISIL Dynamic Bond A-III Index [^]	1.15	6.07	5.46	7.26	10,114	11,931	13,043	17,250	5,975.40
CRISIL 10 Yr Gilt Index ^{^^}	-0.03	5.99	4.72	6.49	9,997	11,906	12,593	16,306	5,162.70

[^]Benchmark ^{^^}Additional Benchmark. CAGR - Compounded Annual Growth Rate. Inception/Allotment date: 20-Aug-18.

Past performance may or may not be sustained in future and should not be used as a basis of comparison with other investments. Since inception returns of the scheme is calculated on face value of Rs. 10 invested at inception. The performance details provided above are of Growth Option under Regular Plan. Different Plans i.e Regular Plan and Direct Plan under the scheme has different expense structure. *Based on standard investment of Rs. 10,000 made at the beginning of the relevant period. Mr. Kush Sonigara is managing this fund since January 01, 2026.

Performance of other schemes managed by the Fund Manager(s) (as on May 29, 2026)

Scheme Name	Scheme Inception Date	Fund Manager(s)	Managing since	CAGR Returns (%)		
				1 yr	3 yrs	5 yrs
Mahindra Manulife Equity Savings Fund - Reg - Growth	01-Feb-17	Mr. Renjith Sivaram (Equity Portion)	03-Jul-23	3.37	9.04	7.76
		Mr. Navin Matta (Equity Portion)	02-Dec-25			
		Mr. Rahul Pal (Debt Portion)	Since inception			
		Mr. Kush Sonigara (Debt Portion)	01-Jan-26			
Nifty Equity Savings Index [^]				2.49	8.30	7.73
Mahindra Manulife Aggressive Hybrid Fund - Reg - Growth	19-July-19	Ms. Fatema Pacha (Equity Portion)	16-Oct-20	-2.32	12.81	11.89
		Ms. Kirti Dalvi (Equity Portion)	02-Dec-25			
		Mr. Rahul Pal (Debt Portion)	Since inception			
		Mr. Amit Garg (Debt Portion)	02-May-24			
CRISIL Hybrid 35+65 Aggressive Index [^]				0.48	10.70	9.83
Mahindra Manulife Liquid Fund - Reg - Growth	04-Jul-16	Mr Rahul Pal	Since inception	6.14	6.87	6.07
		Mr. Amit Garg	08-Jun-20			
CRISIL Liquid Debt A-I Index [^]				6.02	6.82	6.08
Mahindra Manulife Low Duration Fund - Reg - Growth	15-Feb-17	Mr Rahul Pal	Since inception	5.20	6.55	5.60
		Mr Amit Garg	01-Jan-26			
CRISIL Low Duration Debt A-I Index [^]				5.62	7.00	6.19
Mahindra Manulife Ultra Short Duration Fund - Reg - Growth	17-Oct-19	Mr Rahul Pal	Since inception	5.79	6.77	5.91
		Mr. Amit Garg	08-Jun-20			
CRISIL Ultra Short Duration Debt A-I Index [^]				6.15	7.11	6.34
Mahindra Manulife Overnight Fund - Reg - Growth	23-Jul-19	Mr Rahul Pal	Since inception	5.25	6.11	5.49
		Mr. Amit Garg	08-Jun-20			
CRISIL Liquid Overnight Index [^]				5.34	6.23	5.63
Mahindra Manulife Arbitrage Fund - Reg - Growth	24-Aug-20	Mr. Mitul Doshi (Equity Portion)	02-May-25	4.93	5.50	4.74
		Mr. Navin Matta (Equity Portion)	24-Oct-24			
		Mr. Rahul Pal (Debt Portion)	Since inception			
Nifty 50 Arbitrage Index [^]				6.65	7.46	6.32
Mahindra Manulife Short Duration Fund - Reg - Growth	23-Feb-21	Mr. Rahul Pal	Since inception	3.99	6.44	5.45
		Mr. Kush Sonigara	01-Jan-26			
CRISIL Short Duration Debt A-II Index [^]				4.63	6.95	5.96
Mahindra Manulife Balanced Advantage Fund - Reg - Growth	30-Dec-21	Mr. Neelesh Dhamnaskar (Equity Portion)	16-Feb-26	0.58	11.35	-
		Ms. Fatema Pacha (Equity Portion)	Since inception			
		Mr. Rahul Pal (Debt Portion)	Since inception			
		Mr. Amit Garg (Debt Portion)	01-Jan-26			
Nifty 50 Hybrid Composite Debt 50: 50 Index [^]				-1.65	7.81	-
Mahindra Manulife Multi Asset Allocation Fund - Reg - Growth	13-Mar-24	Mr. Renjith Sivaram	Since inception	14.41	-	-
		Mr. Rahul Pal	Since inception			
		Mr. Kush Sonigara	01-Jan-26			
45% Nifty 500 TRI + 40% CRISIL Composite Bond Index + 10% Domestic Price of Physical Gold + 5% Domestic Price of Silver [^]				13.01	-	-

[^]Benchmark CAGR - Compounded Annual Growth Rate. **Past performance may or may not be sustained in future and should not be used as a basis of comparison with other investments.** The performance details provided above are of Growth Option under Regular Plan. Different Plans i.e Regular Plan and Direct Plan under the scheme has different expense structure. Mr. Rahul Pal manages 12 schemes and Mr. Mr. Kush Sonigara manages 4 schemes of Mahindra Manulife Mutual Fund. The performance data for the schemes which have not completed one year has not been provided.

Note: The performance data of Mahindra Manulife Income Plus Arbitrage Active FOF has not been provided as the scheme has not completed 1 year since inception. The said Scheme is managed by Mr. Amit Garg, Mr. Rahul Pal & Mr. Mitul Doshi.

Note: As May 30 & 31, 2026 were non-business days, the schemes returns disclosed are as on May 29, 2026, except for Mahindra Manulife Liquid Fund and Mahindra Manulife Overnight Fund which is as of May 31, 2026.

Scheme Name	This Product is Suitable for investors who are seeking*	Scheme Riskometer	Scheme Benchmark	Benchmark Riskometer
Mahindra Manulife Dynamic Bond Fund	<ul style="list-style-type: none"> To generate regular returns and capital appreciation through active management of portfolio. Investments in debt & money market instruments across duration. <p>*Investors should consult their financial advisers if in doubt about whether the product is suitable for them.</p>		As per AMFI Tier I Benchmark i.e. CRISIL Dynamic Bond A-III Index	

Potential Risk Class Matrix for Debt scheme(s) of the fund

Pursuant to Clause 6.18 of the SEBI Mater Circular HO/24/13/11(1)2026-IMD-POD-1/I/7602/2026 dated March 20, 2026, Potential Risk Class (PRC) Matrix for debt schemes based on Interest Rate Risk and Credit Risk is as follows:

Potential Risk Class Matrix (Maximum risk the Scheme can take)			
Credit Risk →	Relatively Low (Class A)	Moderate (Class B)	Relatively High (Class C)
Interest Rate Risk ↓			
Relatively Low (Class I)			
Moderate (Class II)			
Relatively High (Class III)		B-III	

Disclaimer : Readers of this material should rely on information / data arising out of their own investigations and advised to seek independent professional advice and arrive at an informed decision before making any investments. Neither Mahindra Manulife Investment Management Private Limited nor Mahindra Manulife Trustee Private Limited, its directors or associates shall be liable for any damages that may arise from the use of the information contained herein.

Get in Touch: Unit No. 204, 2nd Floor, Amity Building, Piramal Agastya Corporate Park, LBS Road, Kamani Junction, Kurla (W), Mumbai - 400 070.
Phone: +91-22-66327900, Fax: +91-22-66327932 Toll Free No.: 1800 419 6244 Website: www.mahindramanulife.com

Mutual Fund investments are subject to market risks, read all scheme related documents carefully.