

Distributed by:




It takes skill to **SPOT DIAMONDS**

MAHINDRA MANULIFE FOCUSED FUND

(An open ended equity scheme investing in maximum 30 stocks across market caps (i.e Multi Cap))

May 31, 2026

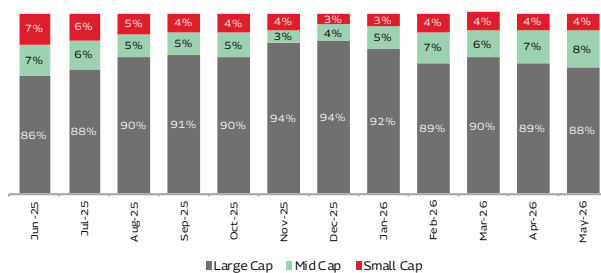
Why invest in this Scheme ?

-  Selection of the next potential winners through the Equity Investment Process#
 -  High conviction focused portfolio with strong risk management processes
 -  Potential to generate relatively better risk adjusted returns
- #It is an internal process framework to optimize stock selection based on growth, cashflow generation, management and valuation

Scheme Positioning

- A high conviction diversified portfolio of companies that could benefit from emerging opportunities in the domestic scenario.
- A flexi cap, multi sector approach of selecting around 30 stocks with potential medium to long term growth runway.

12 Month Market Capitalization Trend (% to Equity Holdings)



As per the Market Capitalization data provided by AMFI (In line with the applicable SEBI guidelines)

Top 5 Sectors of the scheme (% to Net Assets)

Sector	MMFF*	Nifty 500 TRI
Financial Services	30.00%	30.34%
Oil Gas & Consumable Fuels	13.51%	7.38%
Healthcare	7.50%	6.89%
Information Technology	7.14%	6.41%
Telecommunication	6.34%	3.73%

*Mahindra Manulife Focused Fund

Data as on May 31, 2026

Significant Portfolio changes of the Current Month


Fresh Additions	Complete Exits
Security	Security
-	Mahindra & Mahindra Limited
-	-
-	-

Note: The companies/stock(s) referred above are only for the purpose of disclosure of significant portfolio changes during the month and should not be construed as recommendation to buy/sell/ hold. The fund manager may or may not choose to hold these companies/stocks, from time to time. Investors are requested to consult their financial, tax and other advisors before taking any investment decision(s). Data as on May 31, 2026

Portfolio Update for the Month

- Key Overweight sectors/Industries include Oil Gas & Consumable Fuels, Healthcare and Telecommunication vs the Scheme's Benchmark
- Key Underweight sectors /Industries include Financial Services, Power, and Metals & Mining vs the Scheme's Benchmark

Asset Allocation (%)



Data as on May 31, 2026

Top 10 Equity Holdings (as on May 31, 2026)

Security	% to Net Assets
ICICI Bank Limited	9.16%
Reliance Industries Limited	6.56%
Larsen & Toubro Limited	4.99%
HDFC Bank Limited	4.62%
Grasim Industries Limited	4.38%
Kotak Mahindra Bank Limited	4.18%
State Bank of India	3.77%
Bajaj Auto Limited	3.70%
Infosys Limited	3.70%
NTPC Limited	3.62%
Total	48.68%

Portfolio Stats

Turnover Ratio (Last 1 year)	0.50
Standard Deviation	14.42%
Beta	0.90
Sharpe Ratio [#]	0.78
Jenson's Alpha	0.2710

#Risk-free rate assumed to be 5.52% (MIBOR as on 29-05-2026) - Source:www.mmda.org
Note: As per AMFI guidelines for factsheet, the ratios are calculated based on month rolling returns for last 3 years. Data as on May 29, 2026

Scheme Details

Investment Objective:

The investment objective of the scheme is to generate long term capital appreciation by investing in a concentrated portfolio of equity & equity related instruments of maximum 30 companies across market capitalisation. However, there can be no assurance that the investment objective of the Scheme will be achieved.

Fund Manager:

Mr Krishna Sanghavi

Total Experience: 27 years | **Experience in managing this fund:** 5 years and 6 months (Managing since November 17, 2020)

Ms. Fatema Pacha

Total Experience: 18 years | **Experience in managing this fund:** 5 years and 5 months (Managing since December 21, 2020)

Date of allotment: November 17, 2020

Benchmark: Nifty 500 TRI

Option: IDCW (IDCW Option will have IDCW Reinvestment (D) & IDCW Payout facility) and Growth (D)

D-Default

Minimum Application Amount: Rs. 1,000/- and in multiples of Re.1/- thereafter

Minimum Weekly & Monthly SIP Amount: Rs 500 and in multiples of Re. 1/- thereafter

Minimum Weekly & Monthly SIP Installments: 6

Minimum Quarterly SIP Amount: Rs 1,500 and in multiples of Re. 1/- thereafter

Minimum Quarterly SIP installments: 4

Monthly AAUM as on May 31, 2026 (Rs. in Cr.): 2,188.30

Monthly AUM as on May 31, 2026 (Rs. in Cr.): 2,176.76

Entry Load: Not applicable

Exit Load: •An Exit Load of 1% is payable if Units are redeemed / switched-out upto 3 months from the date of allotment;

• Nil if Units are redeemed / switched-out after 3 months from the date of allotment.

IDCW: Income Distribution cum Capital Withdrawal

Scheme Performance (as on May 29, 2026)

Mahindra Manulife Focused Fund	CAGR Returns (%)				Value of Investment of ₹ 10,000*				NAV / Index Value (as on May 29, 2026)
	1 Year	3 Years	5 Years	Since Inception	1 Year (₹)	3 Years (₹)	5 Years	Since Inception	
Regular Plan - Growth Option	1.61	16.81	15.18	19.28	10,160	15,932	20,266	26,517	26.5171
Nifty 500 TRI [^]	0.28	13.92	12.49	16.00	10,028	14,778	18,007	22,724	36,261.80
Nifty 50 TRI ^{^^}	-3.85	9.54	9.88	12.80	9,616	13,140	16,012	19,472	35,552.64

[^]Benchmark ^{^^}Additional Benchmark. Inception/Allotment date: 17-Nov-20. **Past performance may or may not be sustained in future and should not be used as a basis of comparison with other investments.** Since inception returns of the scheme is calculated on face value of Rs. 10 invested at inception. The performance details provided above are of Growth Option under Regular Plan. Different Plans i.e Regular Plan and Direct Plan under the scheme has different expense structure. *Based on standard investment of Rs. 10,000 made at the beginning of the relevant period. Ms. Fatema Pacha is managing this scheme since December 21, 2020

SIP Performance (as on May 29, 2026)

SIP Investment Period	Total Amount Invested (₹)	Regular Plan		Nifty 500 TRI [^]		Nifty 50 TRI ^{^^}	
		Market Value (₹)	CAGR Returns (%)	Market Value (₹)	CAGR Returns (%)	Market Value (₹)	CAGR Returns (%)
1 Year	1,20,000	1,20,114	0.18	1,18,863	-1.78	1,14,002	-9.28
3 Years	3,60,000	4,02,864	7.48	3,95,854	6.30	3,75,808	2.83
5 Years	6,00,000	8,24,333	12.70	7,80,829	10.51	7,20,182	7.26
Since Inception	6,60,000	9,64,039	13.73	9,01,512	11.28	8,17,470	7.72

[^]Benchmark ^{^^}Additional Benchmark. CAGR - Compounded Annual Growth Rate. Inception/Allotment date: 17-Nov-20. **Past performance may or may not be sustained in future and should not be used as a basis of comparison with other investments.** Returns greater than 1 year period are compounded annualized. For SIP returns, monthly investment of equal amounts invested on the 1st business day of every month has been considered. CAGR Returns (%) are computed after accounting for the cash flow by using the XIRR method (investment internal rate of return).

Distributed by:

Disclaimer : Readers of this material should rely on information / data arising out of their own investigations and advised to seek independent professional advice and arrive at an informed decision before making any investments. Neither Mahindra Manulife Investment Management Private Limited nor Mahindra Manulife Trustee Private Limited, its directors or associates shall be liable for any damages that may arise from the use of the information contained herein.

Get in Touch: Unit No. 204, 2nd Floor, Amity Building, Piramal Agastya Corporate Park, LBS Road, Kamani Junction, Kurla (W), Mumbai - 400 070.
Phone: +91-22-66327900, Fax: +91-22-66327932
Toll Free No. 1800 419 6244 Website: www.mahindramanulife.com

Scheme Name	This Product is Suitable for investors who are seeking*	Scheme Riskometer	Scheme Benchmark	Benchmark Riskometer
Mahindra Manulife Focused Fund	<ul style="list-style-type: none"> Long term capital appreciation; Investment in equity and equity related instruments in concentrated portfolio of maximum 30 stocks across market capitalization. 	<p>The risk of the scheme is Very High</p>	As per AMFI Tier I Benchmark i.e. Nifty 500 TRI	<p>The risk of the benchmark is Very High</p>

*Investors should consult their financial advisers if in doubt about whether the product is suitable for them.

Mutual Fund investments are subject to market risks, read all scheme related documents carefully.

Performance of other schemes managed by the Fund Manager(s)

Scheme Name	Scheme Inception Date	Fund Manager(s)	Managing since	CAGR Returns (%)		
				1 yr	3 yrs	5 yrs
Mahindra Manulife ELSS Tax Saver Fund - Reg - Growth	18-Oct-16	Ms. Fatema Pacha	16-Oct-20	-5.83	9.75	10.52
		Mr. Neelesh Dhamnaskar	16-Feb-26			
Nifty 500 TRI ^A				0.28	13.92	12.49
Mahindra Manulife Multi Cap Fund - Reg - Growth	11-May-17	Mr. Vishal Jajoo	3-Nov-25	6.93	19.11	16.30
		Ms. Fatema Pacha	16-Oct-20			
Nifty 500 Multicap 50:25:25 TRI ^A				1.43	16.43	14.47
Mahindra Manulife Mid Cap Fund - Reg - Growth	30-Jan-18	Ms. Kirti Dalvi	03-Dec-24	9.70	23.20	19.05
		Mr. Neelesh Dhamnaskar	16-Feb-26			
		Mr. Krishna Sanghavi	24-Oct-24			
Nifty Midcap 150 TRI ^A				7.51	22.14	19.21
Mahindra Manulife Consumption Fund - Reg - Growth	13-Nov-18	Mr. Navin Matta	24-Oct-24	-4.72	9.71	10.49
		Ms. Fatema Pacha	21-Dec-20			
Nifty India Consumption TRI ^A				-0.34	13.24	13.84
Mahindra Manulife Aggressive Hybrid Fund - Reg - Growth	19-July-19	Ms. Fatema Pacha (Equity Portion)	16-Oct-20	-2.32	12.81	11.89
		Ms. Kirti Dalvi (Equity Portion)	02-Dec-25			
		Mr. Rahul Pal (Debt Portion)	Since inception			
		Mr. Amit Garg (Debt Portion)	02-May-24			
CRISIL Hybrid 35+65 Aggressive Index ^A				0.48	10.70	9.83
Mahindra Manulife Large Cap Fund - Reg - Growth	15-Mar-19	Ms. Fatema Pacha	21-Dec-20	-6.08	9.93	8.81
		Ms. Kirti Dalvi	02-Dec-25			
Nifty 100 TRI ^A				-1.88	11.28	10.48
Mahindra Manulife Flexi Cap Fund - Reg - Growth	23-Aug-21	Ms. Fatema Pacha	Since inception	-3.54	11.79	-
		Mr. Neelesh Dhamnaskar	16-Feb-26			
Nifty 500 TRI ^A				0.28	13.92	-
Mahindra Manulife Balanced Advantage Fund - Reg - Growth	30-Dec-21	Mr. Neelesh Dhamnaskar (Equity Portion)	16-Feb-26	0.58	11.35	-
		Ms. Fatema Pacha (Equity Portion)	Since inception			
		Mr. Rahul Pal (Debt Portion)				
		Mr. Amit Garg (Debt Portion)	01-Jan-26			
Nifty 50 Hybrid Composite Debt 50: 50 Index ^A				-1.65	7.81	-
Mahindra Manulife Business Cycle Fund - Reg - Growth	11-Sep-23	Mr. Krishna Sanghavi	Since inception	6.67	-	-
		Mr. Renjith Sivaram				
		Mr. Vishal Jajoo				
Nifty 500 TRI ^A				0.28	-	-
Mahindra Manulife Small Cap Fund - Reg - Growth	12-Dec-22	Mr. Vishal Jajoo	23-Dec-24	8.18	22.34	-
		Mr. Neelesh Dhamnaskar	16-Feb-26			
		Mr. Krishna Sanghavi	24-Oct-24			
BSE 250 Small Cap TRI ^A				1.19	18.75	-
Mahindra Manulife Asia Pacific REIT FoF - Reg - Growth	20-Oct-21	Mr. Krishna Sanghavi	01-Jan-25	25.05	8.70	-
		Mr. Amit Garg	Since inception			
FTSE EPRA Nareit Asia ex Japan REITs Index ^A				23.87	10.10	-
Mahindra Manulife Value Fund - Reg - Growth	03-Mar-25	Mr. Krishna Sanghavi	03-Mar-25	9.30	-	-
		Mr. Vishal Jajoo	03-Mar-25			
Nifty 500 TRI ^A				0.28	-	-

^ABenchmark CAGR - Compounded Annual Growth Rate.

Past performance may or may not be sustained in future and should not be used as a basis of comparison with other investments. The performance details provided above are of Growth Option under Regular Plan. Different Plans i.e Regular Plan and Direct Plan under the scheme has different expense structure. Mr. Krishna Sanghavi manages 6 scheme and Ms. Fatema Pacha manages 8 schemes of Mahindra Manulife Mutual Fund. The performance data for the schemes which have not completed one year has not been provided.

Note: Performance as on May 29,2026

Disclaimer : Readers of this material should rely on information / data arising out of their own investigations and advised to seek independent professional advice and arrive at an informed decision before making any investments. Neither Mahindra Manulife Investment Management Private Limited nor Mahindra Manulife Trustee Private Limited, its directors or associates shall be liable for any damages that may arise from the use of the information contained herein.

Get in Touch: Unit No. 204, 2nd Floor, Amity Building, Piramal Agastya Corporate Park, LBS Road, Kamani Junction, Kurla (W), Mumbai - 400 070.
Phone: +91-22-66327900, Fax: +91-22-66327932, Toll Free No.: 1800 419 6244 Website: www.mahindramanulife.com

Mutual Fund investments are subject to market risks, read all scheme related documents carefully.