

Distributed by:



Transform Your Tomorrow




- ✓ Invest today and be a part of the evolving mid cap segment having the potential to grow and become the leaders of tomorrow.

Mahindra Manulife Mid Cap Fund

(Mid Cap Fund - An open ended equity scheme predominantly investing in mid cap stocks)

November 30, 2025

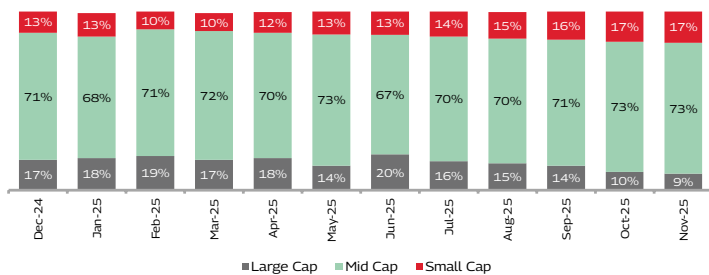
Why invest in this Scheme ?

-  Selection of focused sustainable businesses from across sectors
-  Potential to generate higher risk adjusted returns in the long term
-  Active management of portfolio with primary investments in mid-caps

Scheme Positioning

- A portfolio largely of market leaders in their respective product segments and focused-line businesses in larger markets that are likely to be tomorrow's large caps.
- A portfolio of companies with high growth potential and a robust balance sheet to support such growth.

12 Month Market Capitalization Trend (% to Equity Holdings)



As per the Market Capitalization data provided by AMFI (In line with the applicable SEBI guidelines)

Top 5 Sectors of the scheme (% to Net Assets)

Sector	MMCF*	Nifty Midcap 150 TRI
Financial Services	25.79%	26.93%
Capital Goods	13.85%	14.03%
Healthcare	12.64%	8.44%
Automobile And Auto Components	10.84%	7.89%
Consumer Durables	5.80%	3.90%

*Mahindra Manulife Mid Cap Fund

Data as on November 30, 2025

Significant Portfolio changes of the Current Month


Fresh Additions	Complete Exits
Security	Security
Equitas Small Finance Bank Ltd	Godrej Consumer Products Ltd
Radico Khaitan Ltd	-
-	-
-	-

Note: The companies/stock(s) referred above are only for the purpose of disclosure of significant portfolio changes during the month and should not be construed as recommendation to buy/sell/hold. The fund manager may or may not choose to hold these companies/stocks, from time to time. Investors are requested to consult their financial, tax and other advisors before taking any investment decision(s). Data as on November 30, 2025

Portfolio Update for the Month

- Key Overweight sectors/Industries include Automobile and Auto Components, Consumer Durables and Healthcare vs scheme benchmark.
- Key Underweight sectors /Industries include Financial Services, Information Technology and Capital Goods vs scheme benchmark.

Asset Allocation (%)



Data as on November 30, 2025

Top 10 Equity Holdings (as on November 30, 2025)

Security	% to Net Assets
Indian Bank	3.05%
Glenmark Pharmaceuticals Limited	3.00%
Max Financial Services Limited	2.69%
The Federal Bank Limited	2.52%
UNO Minda Limited	2.44%
AIA Engineering Limited	2.41%
IDFC First Bank Limited	2.39%
Piramal Finance Limited	2.36%
JK Cement Limited	2.28%
Union Bank of India	2.23%
Total	25.37%

Portfolio Stats

Turnover Ratio (Last 1 year)	0.69
Standard Deviation	15.52%
Beta	0.95
Sharpe Ratio [#]	1.16
Jenson's Alpha	0.0534

[#]Risk-free rate assumed to be 5.59% (MIBOR as on 28-11-25) -Source:www.mmda.org

Note: As per AMFI guidelines for factsheet, the ratios are calculated based on month rolling returns for last 3 years. Data as on November 28, 2025

Scheme Details

Investment Objective:

The investment objective of the Scheme is to seek to generate long term capital appreciation & provide long-term growth opportunities by investing in a portfolio constituted of equity & equity related securities and derivatives predominantly in mid cap companies. However, there can be no assurance that the investment objective of the Scheme will be achieved.

Fund Manager:

Ms. Kirti Dalvi

Total Experience : 18 years | **Experience in managing this fund:** 1 year (Managing since December 03, 2024)

Mr. Krishna Sanghavi

Total Experience : 27 years | **Experience in managing this fund:** 1 year and 1 month (Managing since October 24, 2024)

Mr. Manish Lodha

Total Experience : 23 years | **Experience in managing this fund:** 4 years and 11 months (Managing since December 21, 2020)

Date of allotment: January 30, 2018

Benchmark: Nifty Midcap 150 TRI

Option: IDCW (IDCW Option will have IDCW Reinvestment (D) & IDCW Payout facility) and Growth (D)

D-Default

Note: Pursuant to notice cum addendum no. 46/2025, Mr. Manish Lodha, Fund Manager - Equity and a Key Personnel of MMIMPL has resigned from the services of MMIMPL effective from December 02, 2025

Minimum Application Amount: Rs. 1,000/- and in multiples of Re. 1/- thereafter

Minimum Additional Purchase Amount: Rs. 1,000/- and in multiples of Re. 1/- thereafter

Minimum Repurchase Amount: Rs. 1,000/- or 100 units or account balance, whichever is lower

Minimum Weekly & Monthly SIP Amount: Rs 500 and in multiples of Re. 1/- thereafter

Minimum Weekly & Monthly SIP Installments: 6

Minimum Quarterly SIP Amount: Rs 1,500 and in multiples of Re. 1/- thereafter

Minimum Quarterly SIP installments: 4

Monthly AAUM as on November 30, 2025 (Rs. in Cr.): 4,229.51

Monthly AUM as on November 30, 2025 (Rs. in Cr.): 4,260.02

Entry Load: Not applicable

Exit Load: • An Exit Load of 1% is payable if Units are redeemed / switched-out upto 3 months from the date of allotment;

• Nil if Units are redeemed / switched-out after 3 months from the date of allotment.

IDCW: Income Distribution cum Capital Withdrawal

Scheme Performance (as on November 28, 2025)

Mahindra Manulife Mid Cap Fund [§]	CAGR Returns (%)				Value of Investment of ₹ 10,000*				NAV / Index Value (as on November 28, 2025)
	1 Year	3 Years	5 Years	Since Inception	1 Year (₹)	3 Years (₹)	5 Years (₹)	Since Inception	
Regular Plan - Growth Option	1.23	23.53	25.32	16.86	10,123	18,838	30,943	33,884	33.8839
Nifty Midcap 150 TRI [^]	7.76	23.55	25.48	16.53	10,774	18,847	31,142	33,134	28,483.02
Nifty 50 TRI ^{^^}	9.97	13.10	16.46	13.05	10,994	14,461	21,446	26,130	39,443.91

[^]Benchmark ^{^^}Additional Benchmark. CAGR - Compounded Annual Growth Rate. Inception/Allotment date: 30-Jan-18. **Past performance may or may not be sustained in future and should not be used as a basis of comparison with other investments.** Since inception returns of the scheme is calculated on face value of Rs. 10 invested at inception. The performance details provided above are of Growth Option under Regular Plan. Different Plans i.e Regular Plan and Direct Plan under the scheme has different expense structure. *Based on standard investment of Rs. 10,000 made at the beginning of the relevant period. Mr. Manish Lodha is managing this fund since December 21, 2020. Mr. Krishna Sanghavi is managing this fund since October 24, 2024. Ms. Kirti Dalvi is managing this fund since December 03, 2024

[§]Note: Pursuant to notice cum addendum no. 46/2025, Mr. Manish Lodha, Fund Manager - Equity and a Key Personnel of MMIMPL has resigned from the services of MMIMPL effective from December 02, 2025

SIP Performance (as on November 28, 2025)

SIP Investment Period	Total Amount Invested (₹)	Regular Plan		Nifty Midcap 150 TRI [^]		Nifty 50 TRI ^{^^}	
		Market Value (₹)	CAGR Returns (%)	Market Value (₹)	CAGR Returns (%)	Market Value (₹)	CAGR Returns (%)
1 Year	1,20,000	1,27,516	11.99	1,31,452	18.43	1,30,795	17.34
3 Year	3,60,000	4,73,784	18.75	4,85,101	20.45	4,44,313	14.21
5 Year	6,00,000	9,98,093	20.51	10,25,081	21.62	8,52,554	14.06
Since Inception	9,40,000	22,31,523	21.49	23,27,904	22.54	17,33,364	15.25

[^]Benchmark ^{^^}Additional Benchmark. CAGR - Compounded Annual Growth Rate. Inception/Allotment date: 30-Jan-18. **Past performance may or may not be sustained in future and should not be used as a basis of comparison with other investments.** Returns greater than 1 year period are compounded annualized. For SIP returns, monthly investment of equal amounts invested on the 1st business day of every month has been considered. CAGR Returns (%) are computed after accounting for the cash flow by using the XIRR method (investment internal rate of return).

Distributed by:

Disclaimer : Readers of this material should rely on information / data arising out of their own investigations and advised to seek independent professional advice and arrive at an informed decision before making any investments. Neither Mahindra Manulife Investment Management Private Limited nor Mahindra Manulife Trustee Private Limited, its directors or associates shall be liable for any damages that may arise from the use of the information contained herein.

Get in touch: Unit No. 204, 2nd Floor, Amity Building, Piramal Agastya Corporate Park, LBS Road, Kamani Junction, Kurla (W), Mumbai - 400 070.
Phone: +91-22-66327900, Fax: +91-22-66327932
Toll Free No.: 1800 419 6244 Website: www.mahindramanulife.com

Scheme Name	This Product is Suitable for investors who are seeking*	Scheme Riskometer	Scheme Benchmark	Benchmark Riskometer
Mahindra Manulife Mid Cap Fund	<ul style="list-style-type: none"> Long term capital appreciation Investment predominantly in equity and equity related securities including derivatives of mid cap companies. 	<p>The risk of the scheme is Very High</p>	As per AMFI Tier I Benchmark i.e. Nifty Midcap 150 TRI	<p>The risk of the benchmark is Very High</p>

*Investors should consult their financial advisers if in doubt about whether the product is suitable for them.

Mutual Fund investments are subject to market risks, read all scheme related documents carefully.

Performance of other schemes managed by the Fund Manager(s)

Scheme Name	Scheme Inception Date	Fund Manager(s)	Managing since	CAGR Returns (%)		
				1 yr	3 yrs	5 yrs
Mahindra Manulife ELSS Tax Saver Fund - Reg - Growth	18-Oct-16	Ms. Fatema Pacha	16-Oct-20	6.53	14.14	18.67
		Mr. Manish Lodha ⁵	21-Dec-20			
Nifty 500 TRI ^A				6.58	15.60	18.61
Mahindra Manulife Multi Cap Fund - Reg - Growth	11-May-17	Mr. Vishal Jajoo	3-Nov-25	5.41	18.99	23.07
		Ms. Fatema Pacha	16-Oct-20			
		Mr. Manish Lodha ⁵	21-Dec-20			
Nifty 500 Multicap 50:25:25 TRI ^A				4.78	17.97	21.18
Mahindra Manulife Equity Savings Fund - Reg - Growth	01-Feb-17	Mr. Manish Lodha (Equity Portion) ^{c5}	21-Dec-20	6.81	9.52	10.63
		Mr. Renjith Sivaram (Equity Portion)	03-Jul-23			
		Mr. Rahul Pal (Debt Portion)	Since inception			
Nifty Equity Savings index ^A				8.74	9.77	9.94
Mahindra Manulife Aggressive Hybrid Fund - Reg - Growth	19-July-19	Ms. Fatema Pacha (Equity Portion)	16-Oct-20	6.92	15.96	18.28
		Mr. Manish Lodha (Equity Portion) ^{c5}	21-Dec-20			
		Mr. Rahul Pal (Debt Portion)	Since inception			
		Mr. Amit Garg (Debt Portion)	02-May-24			
CRISIL Hybrid 35+65 Aggressive Index ^A				7.67	12.48	13.87
Mahindra Manulife Large & Mid Cap Fund - Reg - Growth	30-Dec-19	Mr. Manish Lodha ^{c5}	21-Dec-20	3.29	15.75	20.21
NIFTY Large Midcap 250 TRI ^A				8.02	18.54	21.12
Mahindra Manulife Flexi Cap Fund - Reg - Growth	23-Aug-21	Ms. Fatema Pacha	Since inception	5.96	16.05	-
		Mr. Manish Lodha ⁵				
Nifty 500 TRI ^A				6.58	15.60	-
Mahindra Manulife Focused Fund - Reg - Growth	17-Nov-20	Mr. Krishna Sanghavi	Since inception	4.91	17.80	22.22
		Ms. Fatema Pacha	21-Dec-20			
Nifty 500 TRI ^A				6.58	15.60	18.61
Mahindra Manulife Balanced Advantage Fund - Reg - Growth	30-Dec-21	Mr. Manish Lodha (Equity Portion) ⁵	Since inception	4.41	12.14	-
		Ms. Fatema Pacha (Equity Portion)				
		Mr. Rahul Pal (Debt Portion)				
Nifty 50 Hybrid Composite Debt 50: 50 Index ^A				8.39	10.40	-
Mahindra Manulife Small Cap Fund - Reg - Growth	12-Dec-22	Mr. Krishna Sanghavi	24-Oct-24	-2.78	-	-
		Mr. Manish Lodha ⁵	Since inception			
		Mr. Vishal Jajoo	23-Dec-24			
BSE 250 Small Cap TRI ^A				-4.91	-	-
Mahindra Manulife Business Cycle Fund - Reg - Growth	11-Sep-23	Mr. Krishna Sanghavi	Since inception	3.99	-	-
		Mr. Renjith Sivaram				
		Mr. Vishal Jajoo	02-May-25			
Nifty 500 TRI ^A				6.58	-	-
Mahindra Manulife Asia Pacific REIT FoF - Reg - Growth	20-Oct-21	Mr. Krishna Sanghavi	01-Jan-25	22.01	5.69	-
		Mr. Amit Garg	Since inception			
FTSE EPRA Nareit Asia ex Japan REITs Index ^A				24.29	8.50	
Mahindra Manulife Manufacturing Fund - Reg - Growth	24-Jun-24	Mr. Renjith Sivaram	Since inception	2.44	-	-
		Mr. Manish Lodha ^{c5}	Since inception			
BSE India Manufacturing TRI ^A				10.02	-	-

^ABenchmark CAGR – Compounded Annual Growth Rate.

Past performance may or may not be sustained in future and should not be used as a basis of comparison with other investments. The performance details provided above are of Growth Option under Regular Plan. Different Plans i.e Regular Plan and Direct Plan under the scheme has different expense structure. Mr. Krishna Sanghavi manages 6 schemes and Mr. Manish Lodha manages 10 schemes of Mahindra Manulife Mutual Fund. Ms. Kirti Dalvi manages 1 schemes of Mahindra Manulife Mutual Fund The performance data for the schemes which have not completed one year has not been provided.

Note: As November 29 & 30, 2025 was a non-business days, the schemes returns disclosed are as on November 28, 2025, except for Mahindra Manulife Liquid Fund and Mahindra Manulife Overnight Fund which is as of November 30, 2025.

⁵**Note:** Pursuant to notice cum addendum no. 45/2025, Fund Manager of the scheme has been changed with effect from December 02, 2025.

⁵**Note:** Pursuant to notice cum addendum no. 46/2025, Mr. Manish Lodha, Fund Manager – Equity and a Key Personnel of MMIMPL has resigned from the services of MMIMPL effective from December 02, 2025

Note: The performance data of Mahindra Manulife Value Fund has not been provided as the scheme has not completed 1 year since inception. The said Scheme is managed by Mr. Krishna Sanghavi & Mr. Vishal Jajoo.

Disclaimer : Readers of this material should rely on information / data arising out of their own investigations and advised to seek independent professional advice and arrive at an informed decision before making any investments. Neither Mahindra Manulife Investment Management Private Limited nor Mahindra Manulife Trustee Private Limited, its directors or associates shall be liable for any damages that may arise from the use of the information contained herein.

Get in Touch: Unit No. 204, 2nd Floor, Amity Building, Piramal Agastya Corporate Park, LBS Road, Kamani Junction, Kurla (W), Mumbai – 400 070.

Phone: +91-22-66327900, Fax: +91-22-66327932, Toll Free No: 1800 419 6244 Website: www.mahindramanulife.com

Mutual Fund investments are subject to market risks, read all scheme related documents carefully.